

Spiders (Araneae) collected with Berlese-sampler by the Hungarian Soil Zoological Expedition in Ecuador, 1988

By

K. SZATHMÁRY*

Abstract. The Hungarian Academy of Sciences as well as the Department of Systematic Zoology and Ecology of Eötvös University (Budapest) had organized a number of Soil Zoological Expeditions to Ecuador. One of them was directed to Ecuadorian mountain rain forests in 1988. In the course of this expedition several samples were collected. The spiders were obtained by Berlese-sampler and determined by the author. Among 110 specimens of spiders – belonging to 13 families – a lot of juvenile and indeterminable individuals were found. Adult specimens were in 18% present. Depth of determination was kept on family level. Compositions of spider families found in different habitat types (moss, litter, soil and others) are compared. Some interesting Chelicerata are also included in summarizing table.

Sampling sites were located throughout the Ecuadorian mountain forests. Sampling was carried out at 46 sites from different habitats; altogether 100 samples were taken (Table 1) by Dr. A. Zicsi, Dr. Cs. Csuzdi and the Székely family. The material obtained by Berlese-samplers was preserved in metil-alcohol, it was sorted in Hungary and determined by the author in Budapest and Karlsruhe. The spiders are preserved in the collection of Department of Systematic Zoology and Ecology of Eötvös University (Budapest, Hungary) and, in part, in the Staatliches Museum für Naturkunde (Karlsruhe, Germany).

Collecting by Berlese-sampler is generally a good method for the small soil-inhabiting invertebrates. The spiders, however, especially the larger ones which move rapidly, often don't remain in the samples, consequently only the small spiders can be caught with Berlese-sampler. This method seems to be useful for the families Dipluridae, Ochyroceratidae, Caponiidae, Oonopidae, Symphytognathidae, Anapidae and Mysmenidae.

**Kinga Szathmáry*, ELTE Állatrendszertani és Ökológiai Tanszék, MTA Talajzoológiai Kutatócsoport (Department of Systematic Zoology and Ecology of the Eötvös Loránd University, Section of Soil Zoology of the Hungarian Academy of Sciences), 1088 Budapest, Puskin u. 3, Hungary.

Results

Altogether 110 spider specimens were found in the studied sites with the Berlese-sampler: 20 adults and subadults (together 18%) and 90 juveniles (82%).

Most of the juvenile spiders were unidentifiable; in these cases only the names „Mygalomorphae” or „Araneomorphae” are used in the table (Table 2). Determination depth of adult and the other older spiders has been kept on family levels. The spiders observed belong to 13 families which are as follows: Scytodidae (4 juv.), Ochyroceratidae (5 juv. + 2 ad.), Segestriidae (1 juv.), Oonopidae (6 juv. + 3 ad.), Theridiidae (5 juv. + 10 ad.), Theridiosomatidae (1 ad.), Linyphiidae (1 ad.), Anyphaenidae (1 juv. + 1 ad.), Zodariidae (1 juv.), Ctenidae (2 juv.), Heteropodidae (1 juv.), Thomisidae (1 ad.), Salticidae (4 juv. + 1 ad.). In addition, 60 juvenile, unidentifiable spiders were detected: 12 mygalomorph and 48 araneomorph spiders.

There were a number of habitats where no spider could be observed; most of the spiders (9 specimens) were found in sample 12, which was moss from branches lying on the ground, above the lagoon San Marcos.

The results of the comparison of different habitat types from the collecting sites are seen in Table 3.

Fig. 1 shows the spider family distribution in the individual habitat types. Most of the spiders came from moss, although the litter was also a relatively rich habitat type for them. Other types of habitats were poorer in spiders. In the soil no adult spiders have been detected, only three juvenile and unidentifiable individuals.

The specimens of the families may occur in different habitat types. Some families (Theridiosomatidae, Linyphiidae, Anyphaenidae, Zodariidae, Ctenidae, Heteropodidae, Thomisidae) were represented only in one habitat type, the others in more than one (Fig. 2). The most interesting species belonged to the families Ochyroceratidae and Oonopidae. These small, tropical spiders were present in moss, litter and in wood debris (see the "other" category), but the majority of both families could be found in litter.

Acknowledgements. First, I thank the Collectors for the valuable material. I am grateful to Prof. L. Beck for his valuable assistance in the Staatliches Museum für Naturkunde Karlsruhe where I could study the rich collection of tropical spiders. I thank the Hungarian Soros Foundation for assisting my study in Karlsruhe. Dr. H. Höfer lent me an invaluable help in the determination work and in obtaining literature.

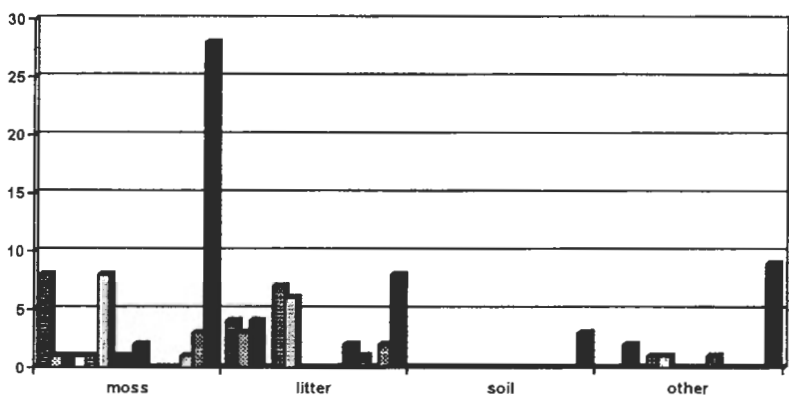
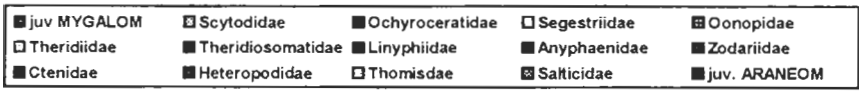


Fig. 1. Distribution of spider families in the habitat types. (On the vertical axis the number of individuals is indicated)




Fig. 2. Percentage distribution of the spider families according to the different habitat types





Table 1. List of the collecting sites in Ecuador

Sam- ples	Date: 1988	Sample type	Habitat and locality
1.	21.04.	moss	<i>Providence Pichincha</i> above Quinto, 3200-3400 m a.s.l., 46 km leaving Quinto to Santo Domingo
2.		litter	same place
3.		soil	same place
4.	21.04.	moss	close to a rapid, between Quinto and Santo Domingo
5.		litter	same place
6.		soil	same place
7.	23.04.	grassy level	meadow with couch-grass, below Olmedo
8.		soil	same place
9.	23.04.	moss	grassy, shrubby vegetation, slope of the volcano Cayambe, 4200 m a.s.l.
10.		grassy level	same place
11.		soil	same place
12.	23.04.	moss	from branches lying on the ground, above the lagoon San Marcos
13.		moss	walls of a road cut, same place
14.		moss-cushion	slope of the bank, same place
15.	24.04.	moss	lakeshore (leaving the waterfall), 71 km from Quito to Santo Domingo
16.		litter	same place
17.		soil	same place
18.	25.04.	moss	<i>Providence Chimborazo</i> Chrunchi, 7 km approaching town
19.		litter	same place
20.	25.04.	litter	<i>Providence Canar</i> below shrubs, 12 km to El Tambo
21.	26.04.	litter	<i>Providence Azuay</i> an access road, below shrubs, 26 km leaving Cuenca
22.		grass	same place
23.		soil	same place
24.	26.04.	<i>Sphagnum</i>	plateau, 4000 m a.s.l., 52 km from Cuenca, on the road to Loja
25.		litter	same place
26.		soil	same place
27.	26.04.	moss	<i>Providence Loja</i> leaving Saraguro, 175 km from Cuenca
28.		litter	same place
29.		soil	same place
30.	27.04.	mixed litter, soil and grass	5 km leaving Loja, towards Vilcabama
31.	27.04.	moss	12 km leaving Loja, on the way to Vilcabama
32.		litter	same place
33.		soil	same place
34.	28.04.	litter	valley of a creek, 6 km leaving Yanguana to Zumba
35.	01.05	litter	dry, shrubby area, 35 km leaving Loja, on the way to Machala
36.		tussocks	same place
37.	01.05.	moss	at the bridge, 85 km from Loja, leaving Zambí
38.		litter	same place
39.		soil	same place
40.	02.05.	litter	<i>Providence El Oro</i> patch of primary forest, 11 km from Santa Rosa, to Loja
41.		bromelias	same place
42.	02.05.	tussocks, tuff	leaving Pasaje, 54 km from Santa Rosa
43.		succulent	same place
44.	02.05.	tussocks	dry area, leaving Pasaje, 64 km from Santa Rosa
45.		soil	same place
46.	02.05.	moss	mountain slope, 15 km leaving Santa Isabel
47.		litter	same place
48.		soil	same place
49.	02.05.	litter	<i>Providence Azuay</i> between Giron and Victoria de el Portete
50.		grass	same place
51.		soil	same place

Table 1. (Continued)

Sam- ples	Date 1988	Sample type	Habitat and locality
52.	03.05.	moss	leaving Chordeleg, 39 km from Cuenca
53.		litter	same place
54.	03.05.	moss	slope of bank, 2 km leaving Sigsig
55.		litter	same place
<i>Providencia Canar</i>			
56.	04.05.	moss	between El Tambo and Zhud, 84 km from Cuenca
57.		litter	same place
58.		soil	same place
<i>Providencia Loja</i>			
59.	30.04.	soil	52 km from Loja, on the way to Cuenca
<i>Providencia Tungurahus</i>			
60.	04.05.	soil, lower lay.	leaving Riobamba, near Mocha Pata
61.		soil, upper lay	same place
<i>Providencia Pichincha</i>			
62.	06.05.	moss	from trees, on the slopes of the volcano Cayabe, above the lagoon San Marcos
63.	07.05.	bromelias	79 km from Quinto, leaving the church, at an Indian dwelling
<i>Providencia Napo</i>			
64.	09.05.	moss	from trees, cut primary forest patch, leaving Borja, to Lago Agrio
65.		litter	same place
66.		tussocks	same place
67.		wood debris	same place
68.		bromelias	same place
69.		soil	same place
70.	09.05.	moss-cushion	hillside, on the way to Lago Agrio, 3 km leaving Las Palmas
71.		litter	same place
72.	09.05.	moss	near the bridge of Rio Marker, on the way to Lago Agrio
73.	10.05.	moss	primary forest patch, leaving San Vicente
74.		litter	same place
75.		soil	same place
76.	10.05.	litter	patch of primary forest, leaving Lago Agrio, 8 km towards Dureno
77.		wood debris	cut forest patch on the same place
78.	10.05.	litter	of coffee plantation, 25 km leaving Lago Agrio
79.		litter	nearby primary forest patch, same place
80.		moss	same place
81.	10.05.	litter	primary forest patch on the riverside of Rio Aguatico, leaving Dureno
82.	10.05.	litter	primary forest patch at the second bridge, leaving Dureno
83.	10.05.	litter	primary forest patch, 2.5 km on accede road, to Ago Agrio
84.	11.05.	moss	primary forest cut, 48 km leaving Lago Agrio, towards Quinto
85.		litter	same place
86.		wood debris	same place
87.	11.05.		primary forest patch, between Lago Agrio and Quinto, 70 km from Lago Agrio
88.	11.05.	moss	primary forest between Lago Agrio and Quinto, 80 km from Lago Agrio
89.		litter	same place
90.	11.05.	bromelias	cut primary forest, 1 km leaving Reventador
91.	11.05.	moss	meadow, above Papallacta, in about a distance of 7 km
92.		litter	same place
93.		soil	same place
94.	11.05.	litter	of a pachonal, about 9 km above Papallacta
95.	11.05.	moss	near the summit, between Papallacta and Pifo
<i>Providencia Pichincha</i>			
96.	13.05.	moss	leaving El Chaupi, on the way to El Refugio finca
97.		litter	same place
98.	13.05.	soil	paramo vegetation, above El Chaupi on the slope of Iliniza
99.		chusion-pl.	same place
100.		moss	from the ground, higher on the slope of Iliniza, on 4400 m a.s.l., 2 km further

Table 2. Spiders and other Chelicerata from Ecuadorian mountain forests, from Berlese-samples, 21. 04. - 13. 05. 1988.

The sample is:  moss,  litter,  soil,  something else

Samples	Ordo or subordo	Spider family	Male	Female	Total			Total Spiders/coll.site	Other Chelic.
					Juv.	Adult	Spiders/habit.		
1.	OPILIONIDEA						-		1
2.	MYGALOMORPHAE	Ctenidae			1				-
3.	SCHIZOMIDA				2				1
4.	OPILIONIDEA	Ochyroceratidae			2				3
5.		Oonopidae			1		6		-
6.							-	6	-
7.		Anyphaenidae		1		1			-
8.		Segestridae			1		2		-
9.	MYGALOMORPHAE				1		1		-
10.							-	3	-
11.							-		-
12.	OPILIONIDEA				5		5		1
13.	ARANEOMORPHAE								-
14.	OPILIONIDEA				6		6		2
15.	ARANEOMORPHAE				1		1	12	-
16.	ARANEOMORPHAE				9		9		-
17.	ARANEOMORPHAE				4		4		-
18.	ARANEOMORPHAE				1		1	14	-
19.		Oonopidae			1		1		-
20.		Oonopidae			2		2		-
21.							-	3	-
22.							-		-
23.							-		-
24.							-		-
25.							-		-
26.		Theridiidae			1		1		-
27.							-	1	-
28.		Theridiidae			3		3		-
29.							-		-
30.	ARANEOMORPHAE				1		1	4	-
31.							-		-
32.	OPILIONIDEA	Scytodidae			1		1		-
33.	ARANEOMORPHAE	Ochyroceratidae	1		1	1	3		2
34.					1			4	-
35.							-		-
36.							-		-
37.							-		-
38.		Oonopidae	s1			s1			-
39.	ARANEOMORPHAE	Theridiidae	1		1	1	3	3	-
40.							-		-

Table 2. (Continued)

Sam- ples	Ordo or subordo	Spider family	Male	Fe- male	Total			Total Spiders/ coll.site	Other Chelic.
					Juv.	Adult	Spiders /Shabit.		
40		Theridiidae		1		1	1	-	
41.	ARANEOMORPHAE				1		1	2	
42.							-	-	
43.							-	-	
44.	ARANEOMORPHAE				2		2	-	
45.							-	2	
46.							-	-	
47.		Scytodidae			2		2	-	
48.							-	2	
49.	OPILIONIDEA ARANEOMORPHAE				1			1	
		Scytodidae			1		2	-	
50.		Ochyroceratidae			1		1	-	
51.							-	3	
52.							-	-	
53.	MYGALOMORPHAE				1			-	
		Heteropodidae			1			-	
		Salticidae			1		3	3	
54.	MYGALOMORPHAE				6		6	-	
55.		Ctenidae			1		1	7	
56.		Salticidae			1		1	-	
57.							-	-	
58.							-	1	
59.							-	-	
60.							-	-	
61.							-	-	
62.		Theridiidae		1		1	1	1	
63.							-	-	
64.							-	-	
65.							-	-	
66.							-	-	
67.		Ochyroceratidae	1			1	1	-	
68.		Theridiidae		1		1	1	-	
69.							-	2	
70.	ARANEOMORPHAE MYGALOMORPHAE				5			-	
		Salticidae			1			-	
	OPILIONIDEA				1			1	
		Theridiidae	1			1	8	-	
71.	ARANEOMORPHAE				1		1	9	
72.		Anyphaenidae			1			-	
		Thomisidae		1		1		-	
		Linyphiidae	1			1	3	3	
73.		Ochyroceratidae			1		1	-	
74.							-	-	
75.							-	1	
76.		Theridiidae			1			-	
		Oonopidae			2		3	-	
77.							-	3	
78.	OPILIONIDEA SCHIZOMIDA						-	1	
79.		Oonopidae		1		1	1	2	
80.	ARANEOMORPHAE				1		1	2	
81.	ARANEOMORPHAE				2		2	-	
82.							-	-	
83.		Theridiidae	s1			s1	1	1	

Table 2. (Continued)

Samples	Ordo or subordo	Spider family	Male	Female	Total			Total Spiders/coll.site	Other Chelic.
					Juv.	Adult	Spiders/habit.		
84.		Theridiidae		1		1	1		-
85.							-		-
86.		Oonopidae	s1			s1	1	2	-
87.		Zodariidae			1		1	1	-
88.	OPILIONIDEA MYGALOMORPHAE				1				7
		Salticidae	s1			s1	2		-
89.							-	2	-
90.							-	-	-
91.		Theridiidae Theridiosomatidae	s1	1		1 s1			- -
92.	ARANEOMORPHAE				1		2		-
		Salticidae			1				-
		Theridiidae	s1			s1	3		-
93.	ARANEOMORPHAE				1		1	6	-
94.	ARANEOMORPHAE				1		1	1	-
95.							-	-	-
96.	ARANEOMORPHAE				2		2		-
97.	OPILIONIDEA ARANEOMORPHAE				1				1
		Theridiidae		1		1	2	4	-
98.							-	-	-
99.							-	-	-
100.							-	-	-
								110	23

Table 3. Summ-up of spider individuals in similar habitats from different collecting sites

Spider families	Moss	Litter	Soil	Other	Total
juv. MYGALOM.	8	4			12
Scytodidae	1	3			4
Ochyroceratidae	1	4		2	7
Segestriidae	1				1
Oonopidae	1	7		1	9
Theridiidae	8	6		1	15
Theridiosomatidae	1				1
Linyphiidae	1				1
Anyphaenidae	2				2
Zodariidae				1	1
Ctenidae		2			2
Heteropodidae		1			1
Thomisidae	1				1
Salticidae	3	2			5
juv. ARANEOM.	28	8	3	9	48
Σ spider individ/ habitat type	56	37	3	14	Σ110
Σ spider families/ habitat type	10	7	-	4	Σ13

Average number of spiders/habitat type	(56/28)	(37/32)	(3/21)	(15/11)
	2,00	1,15	0,14	1,36

REFERENCES

1. BRIGNOLI, P. M. (1983): A catalogue of the Araneae described between 1950 and 1981. – Manchester.
2. EMERTON, J. H. (1961): The common spiders of the United States. – New York.
3. GESCHMAN DE PICELN, B. S. & SCHIAPPELLI, R. D. (1963): Llave para la determinacin de faómilas de Aranas Argentinas. – Buenos Aires.
4. HÓFER, H. & BRESCOVIT, A. D. (1996): On the genus *Xyccarph* in central Amazonia (Araneae: Oonopidae). – Bull. Br. Arachnol. Soc., 10 (4): 149–155.
5. NETWIG, W. (1993): Key to the families and to most genera of Panamanian spiders. – Flora & Fauna Handbook, 12. – Panama.
6. PÉREZ-MILES, F., LUCAS, S. M., DA SILVA JR., P. I. & BERTANI, R. (1996): Systematic revision and cladistic analysis of Theraphosinae (Araneae: Theraphosidae). – Mygalomorph, 1: 33–68.
7. PLATNICK, N. I. (1989): Advances in spider taxonomy 1981–1987. – A supplement to Brignolis: A catalogue of the Araneae described between 1940 and 1981. Manchester.
8. PLATNICK, N. I. (1993): Advances in spider taxonomy 1988–1991. – New York.
9. ROEWER, C. FR. (1952): Katalog der Araneae von 1758 bis 1940. Band 1. – Bruxelles.
10. ROEWER, C. FR. (1954): Katalog der Araneae von 1758 bis 1940. Band 2. – Bruxelles.