

Zoocoenological pattern of bug assemblies (Heteroptera: Gerromorpha, Nepomorpha, Leptodomorpha) in the Szilas- and Gyáli Streams, Hungary

By

L. HUFNAGEL* and E. STOLLMAYERNÉ BONCZ**

Abstract. Quantitative data on the species composition of bug communities are presented. Field sampling was carried out at six locations along two streams in Hungary, between 1993 and 1995. Diversity, water quality, and vegetation composition were compared. A relationship was found between the density of algae and the composition of bug communities.

The investigation of the composition of bug assemblies in wet habitats dates back to the turn of the century in Hungary. These early reports, though, usually contain only species lists based on the imagoes. A lot of information can be obtained from these lists on the biogeography and ecology of species, moreover, they can be used for synbiological indication as well (Hufnagel & al., 1997, 1998). To monitor small changes or to explore finer patterns, however, it is necessary to take habitat characteristics as well as species abundances and larvae into account. Very few studies of this kind have been conducted up to now (Moldoványi, 1977, 1984).

Materials and methods

Field sampling was carried out in 3-3 sections (100 m each) of two streams, the Szilas Stream in the north-east of Budapest, and the Gyáli Stream in the south-east of Budapest. Each section was selected to be homogeneous. One of them was located close to the source, another one was close to the mouth, and the third one in between for both streams. The selection of the study areas was based on preliminary surveys. The location and marking of the sampled sections are shown in Figure 1. All of the sections were sampled monthly from March to November, and cumulative data were used for the characterization of a particular site. In each section, smaller areas

**Levente Hufnagel*, ELTE Állatrendszertani és Ökológiai Tanszék, MTA Zootaxonomiai Kutatócsoport (Department of Systematic Zoology and Ecology of the Eötvös Loránd University, Zootaxonomy Research Group of the Hungarian Academy of Sciences), 1088 Budapest, Puskin u. 3, Hungary.

***Emília Stollmayerné Boncz*, Magyar Természettudományi Múzeum Növénytára (Department of Botany of the Hungarian Natural History Museum), Budapest, Könyves Kálmán krt. 40, Hungary.

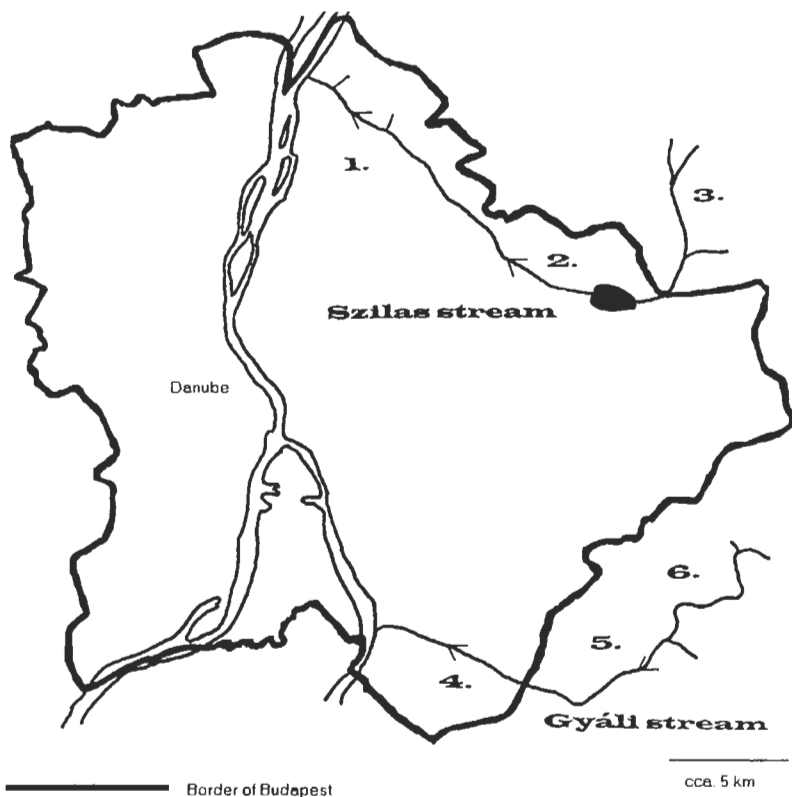


Fig. 1. Location of the sampling sites (sections)

were closed impermeably for bugs, and all the bugs found within these sub-areas were collected. At the same place and time, habitat and water quality characteristics were measured. In addition, cumulative plant species list was made including the species found in, along, and above the water. For the identification of bugs, the works of Benedek (1969), Jansson (1969, 1986), Péricart (1990), Savage (1989), Soós (1963), Stusak (1980), Väpseläinen and Krajewski (1986) and Vásárhelyi (1990) were used, species names are given according to Aukema and Rieger (1995). The nomenclature of plant species follows Simon (1992). Water quality characteristics were measured according to Felföldy (1987), except for Na^+ and Cl^- concentration, which were measured using Radelkis ion-selective electrodes. The percentage cover of the herb layer was estimated for the open water and the shore, and tree canopy cover was estimated above the water each time.

In the analysis of the quantitative data of the bug communities, relative frequencies of the species were used to account for the differences among habitats. To explore similarity relations, metrical multidimensional scaling was applied based on Euclidean distance. The program package used was SYNTAX (Podani, 1993, 1997). To compare diversity relations, Rényi's diversity ordering was applied using NuCoSa program package (Tóthmérész, 1996, 1997).




Fig. 2. Similarity pattern of sampling sites (sections)

Results

The faunistic, florist, water quality data and additional characteristics are presented in tables. In the columns of all the three tables, serial numbers refer to the sampling areas, and these numbers are the same as in Figure 1.

Table 1 contains habitat parameters. These parameters varied greatly during the study period, therefore, only their minima and maxima are shown in the table. It can be seen that the sections of the Gyáli Stream are significantly different from one another in terms of hydrological characteristics, whereas those of the Szilas stream are more similar. The Gyáli Stream seems to be more polluted even based on the saprobity and trophicity. The low number of algae in Section 4 can be misleading because of the intense eutrophication caused by *Lemna minor* in this study area.

Table 3 contains florist data. As expected, there is a high degree of similarity among the species lists: all the study areas are dominated by species of wet habitats (W value of 7–11) that favour calcareous soil (R value of 4) and deciduous forest climate, and have an Eurasian–Mediterranean distribution or are cosmopolitan. In Sections 2, 4, and 5, species characteristic of natural communities, while in Sections 1, 3, and 6 species characteristic of degraded communities are more abundant. Concerning species richness, Section 5 is the richest and Sections 3 and 6 are the poorest.

Scale-Dependent Diversity Characterization

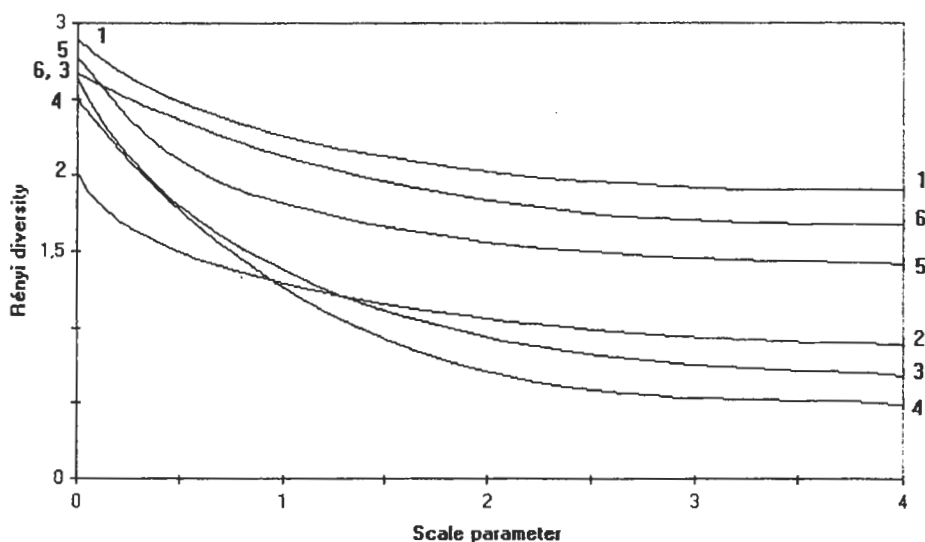


Fig. 3. Diversity ordering of sampling sites (sections)

Data on bugs are summarized in Table 2. The first numbers apply to the imagoes and the second ones to the larvae. It can be seen, that the imagoes and larvae of the same species have different meanings. Moreover, in some cases, only one of the two occurs. This latter fact emphasizes the importance of larva identification, which also has to be considered when interpreting data found in the literature.

Figure 2 shows the similarity pattern of the study areas (ordination based on dominance values). No segregation or grouping can be found based on the two streams or in any other manner, thus the study areas should be characterized one by one.

Rényi's diversity ordering was applied for the comparison of diversities. Figure 3 shows that Section 1 is the most diverse, Sections 5 and 6 cannot be ordered relative to each other, but both of them are more diverse than Sections 2, 3, and 4. Section 3 is more diverse than Section 4, but neither of the two can be ordered relative to Section 2. Altogether, concerning the rare species, the increasing order of diversity is: 2, 4, 3, 6, 5, 1, while concerning the frequent species it is: 4, 3, 2, 5, 6, 1. This difference draws the attention to the fact, that applying simple diversity indices may lead to misinterpretation. The three most diverse sections are also close to one another in the ordination diagram.

During earlier studies at Lake Balaton, a possible relationship was hypothesized between TCV values (Total Coenological Value) used for the characterization of bug communities and the trophity (Hufnagel & al., 1998). For the first time, present data sets make it possible to calculate weighted averages (weighted by the dominance) from the species specific indicator values (CV), and to compare these to alga densities. Table 2 shows the weighted CV averages obtained. Both the CV average and the alga density values reach their maxima at Sections 5 and 6 and reach their minima at Section 3. This finding seems to support the above hypothesis.

Additional investigations are necessary for the ecological interpretation of the zoocenological patterns (present and earlier relationships) described in the present paper. By publishing the above data we would like to promote these.

Acknowledgements. We are grateful to Mr. Zoltán Czirák, Mr. György Kröel-Dulay and Miss Júlia Török for their kind assistance.

REFERENCES

1. AUKEMA, B. & RIEGER, C. (1995) : Catalogue of the Heteroptera of the Palearctic Region, 1. – The Netherl. Entomol. Soc., Amsterdam, I–XXVI + 1–222.
2. BENEDEK, P. (1969): Poloskák, VII. Heteroptera, VII. – In: Fauna Hungarie, 17: 1–86.
3. FELFÖLDY, L. (1987): A biológiai vízminősítés. – VHB, 16: 3–258.
4. HUFNAGEL, L. (1994): Adatok a Naplás-tó és környéke élővilágához. III. A Naplás-tó és környéke vízi és vízfelszíni poloska faunája. – Calandrella, 8: 94–102
5. HUFNAGEL, L., BAKONYI, G., VÁSÁRHELYI, T. (In press): Egy új vízminősítési eljárás vízi és vízfelszíni poloskák alapján. – Állatt. Közlem., 82.
6. HUFNAGEL, L., BAKONYI, G., VÁSÁRHELYI, T. (In press): New approach for habitat characterization based on species list of aquatic and semiaquatic bugs. – Biol. Monitoring & Assessment (1998).
7. HUFNAGEL, L. (1998): Data to the knowledge of the aquatic, semiaquatic and shore bug fauna of Budapest and the County Pest (Heteroptera: Nepomorpha, Gerromorpha, Leptopodomorpha). – Folia Entomol. Hung., 59: 29–34.
8. JANSSON, A. (1969): Identification of larval Corixidae (Heteroptera) of Northern Europe. – Ann. Zool. Fenn., 6: 289–312.
9. JANSSON, A. (1986): The Corixidae (Heteroptera) of Europe and some adjacent regions. – Acta Entomol. Fenn., 47: 1–94.
10. MOLDOVÁNYI, L. (1977): Adatok a Hortobágyi vizek poloska faunájának ismeretéhez (Heteroptera). – Fol. Entomol. Hung., 30: 2.
11. MOLDOVÁNYI, L. (1984): Faunisztikai vizsgálatok a Rakaca-tározó poloskáin (Heteroptera). – Fol. Entomol. Hung., 45: 231–235.
12. PÉRICART, J. (1990): Hémipteres Saldidae et Leptopodidae d'Europe occidentale et du Maghreb. – In: Faune de France. Fédér. Française Soc. Sci. Nat., 77: 1–238.
13. PODANI, J. (1993 a): SYN-TAX Version 5.0 Users Guide. – Scientia, Budapest: pp. 104.
14. PODANI, J. (1993 b): SYN-TAX. Computer programs for multivariate data analysis in ecology and systematics. – Abstr. Botan., 17: 289–302.

15. PODANI, J. (1997): Bevezetés a többváltozós biológiai adatfeldtárás rejtelmeibe. – Scientia Kiadó, Budapest: 5–412.
16. SAVAGE, A. (1989): Adults of the British aquatic Hemiptera: key with ecological notes. – FBA, Sci. Publ., 50: 173.
17. SIMON, T. (1988): A hazai edényes flóra természetvédelmi érték-besorolása. – Abstr. Botan., 12: 1–23.
18. SIMON, T. (1992): A magyarországi edényes flóra határozója. – Nemzeti Tankönyvkiadó, Budapest.
19. SOÓS, Á. (1963): Poloskák, VIII. Heteroptera, VIII. – In: Fauna Hungariae, 17: 1–48.
20. STUSÁK, J. M. (1980): Rád Plosice-Heteroptera. – In: Rozkosny (ed.): Keys to aquatic larvae of insects: 133–155. Ceskosl. Akad. Ved, Praha.
21. TÓTHMÉRÉSZ, B. (1996): NuCoSA: programcsomag botanikai, zoológiai és ökológiai vizsgálatokhoz. – Scientia Kiadó, Budapest: 5–83.
22. TÓTHMÉRÉSZ, B. (1997): Diverzitási rendezések. – Scientia Kiadó, Budapest: 5–98.
23. VEPSALAINEN, K. & KRAJEWSKI, S. (1986): Identification of the waterstrider (Gerridae) nymphs of the Northern Europe. – Ann. Entomol. Fenn., 52: 63–77.
24. VÁSÁRHELYI, T. & al. (1995): Vízben és vízfelszínen élő poloskák határozókulcsa. – Módszertani Lapok Biológia, 1/3: 372–374.
25. VÁSÁRHELYI, T. (1990): Family-key to the larvae of true bugs of Hungary. – Fol. Entomol. Hung., 51: 149–161.

Table 1. Habitat characteristics in the sampling sites

	Sampling sites					
	1	2	3	4	5	6
Width (cm)	100-215	180-250	200-250	400-500	280-400	50-200
Depth (cm)	8-30	15-35	15-40	40-100	20-80	10-40
Water current (m/s)	0,01-0,33	0,02-0,30	0,01-0,19	0,00-0,20	0,00-0,33	0,05-0,40
Vegetation cover (shore) (%)	0-100	40-100	30-100	100	100	0-90
Vegetation cover (bed) (%)	0-100	40-100	0-50	5-100	100	3-30
Cover of overhanging canopy (%)	0	0-1	0-100	0-100	0	0
pH	7,99-9,00	7,79-8,30	7,80-8,35	7,35-8,20	7,70-7,99	7,50-9,10
Conductivity (mS/cm)	0,595-1,200	0,785-1,850	0,690-1,050	1,02-1,41	0,89-1,30	0,620-1,280
KO _{1Mn} (mgO/dm ³)*	1,0-8,7	3,2-15,0	4,0-9,0	1,5-16,0	5,0-16,8	6,0-20,0
Cl ⁻ (mol/dm ³)	0,001-0,006	0,001-0,006	0,000-0,005	0,001-0,006	0,001-0,007	0,000-0,007
Na ⁺ (mol/dm ³)	0,001-0,003	0,000-0,002	0,000-0,003	0,000-0,003	0,000-0,005	0,000-0,005
m-alcality	4,91-8,03	5,64-6,21	7,00-7,73	7,45-8,18	8,03-8,86	4,09-7,91
p-alcality	0	0	0	0	0	0,15-0,45
Number of algae(10 ⁶ /dm ³)	0,1-2,2	0,3-3,5	0,2-1,4	0,1-2,0	0,8-24,0	1,0-6,34

* Chemical oxygen demand

Table 2. Occurrence of bug species in the sampling sites

Taxa	Sampling sites					
	1	2	3	4	5	6
GERROMORPHA						
Gerridae						
<i>Gerris thoracicus</i> Schummel, 1832	14/20	3/0	16/17	8/0	41/238	21/3
<i>Gerris lacustris</i> (Linnaeus, 1758)	26/52	130/120	224/324	0/2	1/3	16/0
<i>Gerris asper</i> (Fieber, 1860)	3/27		20/38	27/1	27/166	3/1
<i>Gerris argentatus</i> Schummel, 1832				9/0	33/132	1/0
<i>Gerris odontogaster</i> (Zetterstedt, 1828)	1/0		3/0	16/0	28/7	1/0
<i>Aquarius paludum</i> (Fabricius, 1794)	2/0				1/0	
<i>Limnopolus rufoscutellatus</i> (Latreille, 1807)					1/0	
Hydrometridae						
<i>Hydrometra stagnorum</i> (Linnaeus, 1758)	74/20	80/7	127/76	4/0		14/1
<i>Hydrometra gracilenta</i> Horváth, 1899					1/1	
Veliidae						
<i>Microvelia pygmaea</i> (Dufour, 1833)	0/6	7/0	0/44			
<i>Velia saulii</i> Tamanini, 1947	13/9		4/0			1/0
NEPOMORPHA						
Nepidae						
<i>Nepa cinerea</i> Linnaeus, 1758	25/40	149/382	3/26	83/94	1/7	2/2
Notonectidae						
<i>Notonecta glauca</i> Linnaeus, 1758	45/3	241/1	10/21	5/0	6/401	7/1
<i>Notonecta viridis</i> Delcourt, 1909	1/0	5/0	1/0			1/0
Corixidae						
<i>Sigara striata</i> (Linnaeus, 1758)	3/1		1/0	3/3	4/106	
<i>Sigara nigrolineata</i> (Fieber, 1848)	2/1					
<i>Sigara lateralis</i> (Leach, 1810)	15/12					11/1
<i>Sigara falleni</i> (Fieber, 1848)				2/0		
<i>Corixa punctata</i> (Illiger, 1807)	1/0			1/1	2/2	0/4
<i>Corixa affinis</i> Leach, 1817	1/0					
<i>Hesperocorixa linnaei</i> (Fieber, 1848)	11/0	2/0		4/1	21/65	1/0
<i>Hesperocorixa shalbergi</i> (Fieber, 1848)					1/0	
<i>Micronecta scholtzi</i> (Fieber, 1860)	5/3					
Naucoridae						
<i>Ilyocoris cimicoides</i> (Linnaeus, 1758)				1/0		1/0
Pleidae						
<i>Plea minutissima</i> Leach, 1817					1/0	
LEPTOPODOMORPHA						
Saldidae						
<i>Chartoscirta cincta</i> (Herrich-Schaeffer, 1841)	10/0	1/0	7/0		12/0	
<i>Chartoscirta elegantula</i> (Fallén, 1807)			1/0			
<i>Saldula arenicola</i> (Scholtz, 1847)			2/0			
<i>Saldula saltatoria</i> (Linnaeus, 1758)			1/0		1/0	
Number of species	19	9	15	13	17	14
Number of individuals	453	1128	966	264	1310	95
Average of CV	-0,64	-0,77	-0,78	-0,64	-0,42	-0,56

Table 3. Plant species in the sampling sites

Taxa	Sampling sites					
	1	2	3	4	5	6
<i>Clematis vitalba</i> L.	x					
<i>Ranunculus repens</i> L.			x	x	x	x
<i>Ranunculus acris</i> L.						
<i>Ceratophyllum demersum</i> L.				x		
<i>Trifolium pratense</i> L.		x				
<i>Robinia pseudo-acacia</i> L.						x
<i>Vicia cracca</i> L.	x					
<i>Vicia sativa</i> L.					x	
<i>Lathyrus tuberosus</i> L.	x					
<i>Epilobium hirsutum</i> L.		x	x	x		
<i>Anthriscus sylvestris</i> (L.) Hoffm.			x			
<i>Pimpinella major</i> (L.) Huds.	x					
<i>Sium erectum</i> Huds.			x	x		
<i>Sium latifolium</i> L.		x				
<i>Angelica sylvestris</i> L.		x				
<i>Daucus carota</i> L.	x					
<i>Galium aparine</i> L.			x		x	x
<i>Galium elongatum</i> Presl.				x	x	
<i>Galium rivale</i> Sibth. et Sm..	x					
<i>Galium mollugo</i> L.		x			x	
<i>Sambucus nigra</i> L.				x		x
<i>Euphorbia cyparissias</i> L.					x	
<i>Convolvulus arvensis</i> L.	x					
<i>Calystegia sepium</i> (L.) R. Br.					x	
<i>Symphytum officinale</i> L.	x		x	x		
<i>Anchusa officinalis</i> L.		x			x	
<i>Myosotis palustris</i> (L.) Nath. em. Rchb.		x				
<i>Mentha longifolia</i> (L.) Nath.	x	x				
<i>Mentha aquatica</i> L.		x			x	
<i>Solanum dulcamara</i> L.		x	x			
<i>Scrophularia umbrosa</i> Dum.		x				
<i>Chelidonium majus</i> L.			x			
<i>Papaver rhoeas</i> L.		x				x
<i>Sinapis arvensis</i> L.	x					
<i>A Armoracia lapathifolia</i> Usteri	x				x	
<i>Rorippa amphibia</i> (L.) Bess.					x	
<i>Erysimum diffusum</i> Ehrh.					x	
<i>Echinocystis lobata</i> (Michx.) Torr. et Gray			x			
<i>Eupatorium cannabinum</i> L.		x				
<i>Bidens tripartita</i> L.	x					
<i>Athemis austriaca</i> Jacq.					x	
<i>Tussilago farfara</i> L.				x		
<i>Tragopogon orientalis</i> L.		x				

<i>Cirsium arvense</i> (L.) Scop.			x			
<i>Taraxacum officinale</i> Weber & Wiggers		x				
<i>Sonchus arvensis</i> L.	x	x				
<i>Silene vulgaris</i> (Mönch) Garcke	x					
<i>Melandrium album</i> (Mill.) Garcke	x				x	x
<i>Stellaria media</i> (L.) Vill.						x
<i>Polygonum hydropiper</i> L.	x					x
<i>Cannabis sativa</i> L.				x		
<i>Urtica dioica</i> L.	x		x		x	x
<i>Alnus glutinosa</i> (L.) Gartn.				x		
<i>Salix purpurea</i> L.				x		
<i>Alisma lanceolatum</i> Wth.				x	x	
<i>Butomus umbellatus</i> L.	x			x	x	x
<i>Potamogeton pectinatus</i> L.					x	
<i>Potamogeton bertholdii</i> Fieber		x				
<i>Potamogeton crispus</i> L.	x			x		
<i>Muscari neglectum</i> Guss. ex Ten.						x
<i>Iris pseudacorus</i> L.					x	x
<i>Juncus inflexus</i> L.		x				
<i>Scirpus sylvaticus</i> L.		x				
<i>Carex acutiformis</i> Ehrh.		x				
<i>Glyceria maxima</i> (Hartm.) Holmbg.	x				x	
<i>Glyceria fluitans</i> (L.) R. Br.				x		
<i>Poa trivialis</i> L.				x		x
<i>Catabrosa aquatica</i> (L.) P. B.				x		
<i>Phragmites australis</i> (Cav.) Trin.	x	x	x	x	x	
<i>Arrhenatherum elatius</i> (L.) Presl					x	
<i>Lemna minor</i> L.			x	x	x	
<i>Sparganium erectum</i> L.					x	
<i>Typha angustifolia</i> L.			x	x	x	x
Number of species	21	21	15	20	25	14