

Ecofaunistical investigations of Collembola, Araneae and Coleoptera in mosaic-like habitats in the Cinege Valley, Hungary

By

J. FARKAS*, K. SZATHMÁRY** and A. STRENNER*

Abstract. The structure and ecology of Collembola, Araneae and Coleoptera communities were investigated in different habitats of Cinege Creek valley (South of Lake Balaton, West Hungary) during 1992-94. The aim was - depending on the result of the investigation - to establish a separate local nature conservation and recreation area. The study area consists of 16 smaller habitats, which differ from each other in the composition of the vegetation and the water regime of the soils. Animals were collected from the selected sampling sites using mainly two different methods: 1) Separating animals with the Berlese method from A-horizon-soil and the litter. 2) Using pitfall traps containing ethylene glycol. Both species diversity and the frequency of occurrence (abundance) were highest in the oak-forest (study area VI) and in the reeds (study area I), while the lowest on the area with horsetails and sedges (study area II). The community structures of collembolans, beetles and spiders in these different habitats were compared. The species compositions clearly reflected the microclimatic characters of the individual habitats. At the same time, also some rare species were identified from this area. The study area as a less polluted natural environment can be considered available for selection a conservation territory. It seems to be especially important to protect these particular mosaic-like habitats for sustaining their high animal taxonomic and functional biodiversity.

Nowadays, Hungary has only few areas which are considered completely or nearly free from human influence. These nearly intact regions are usually far from each other and often show a mosaic-like arrangement. It is of particular importance to find those ones, which are situated in or around densely populated areas and to become acquainted with their wildlife and ecological relationships. Lake Balaton is the most popular recreation area in Hungary. Our study site is located in the neighborhood of Siófok town, one of the significant centers along the Balaton coast. The main purpose of our study was to decide, whether the investigated area was worth establishing a local nature conversation area or not. For this purpose we made a faunistic analysis focusing on the following three arthropod groups: Collembola, Araneae and Coleoptera.

*Dr. János Farkas and Anita Strenner, ELTE Állatrendszertani és Ökológiai Tanszék (Department of Systematic Zoology and Ecology of the Eötvös Loránd University), 1088 Budapest, Puskin u. 3, Hungary.

**Kinga Szathmáry, ELTE Állatrendszertani és Ökológiai Tanszék, MTA Talajzoológiai Kutatócsoport (Department of Systematic Zoology and Ecology of the Eötvös Loránd University, Section of Soil Zoology of the Hungarian Academy of Sciences), 1088 Budapest, Puskin u. 3, Hungary.

Materials and methods

Site description

The investigated area lies south of Siófok, in a valley, stretching from north to south 6000 meters long. It is about 400–600 meters wide. The heart of the 300 ha region is the Cinege Creek, which is cut by eleven fishing ponds formed by swelling up the creek. The neighboring landscape is characterized by consecutive rows of hills and valleys. The planned nature conservation area comprises the bottom of the Cinege Creek valley and the facing slopes, which are not steeper than 10 %. The climate is mild warm and moderately wet. The number of sunny hours per year varies between 2000 and 2500. The annual mean temperature during the vegetation period reaches 17.4 °C. The annual mean temperature of the hottest summer day is 33.5 °C, while that of the coldest winter day is -15.5 °C. The annual precipitation is about 650 mm from which 350–380 mm comes down in the vegetative period. The area is covered with snow usually during 32 days a year. The most typical direction of the wind is north-western. The average windspeed is about 3 m/sec. The watershed of the creek is quite small, altogether 19 km. The headwater is situated in the would be nature conservation area. The creek flows directly into the Balaton. The lowest pond made up in the creek is overgrown with aquatic plants and reed, thus the deposition and purification of the water is rather intensive.

Soil

The area of interest is covered mostly by soil developed on loess bedrock of the Pleistocene, Baranya-Somogy-Tolna Loess Formation which is of variable thickness. Ramann-type, brown, forest soils occur on the slopes of the hills; whereas, chernozem soil types occur in the valleys (flat lying lands). The different soil types are a result of differences in hydrogeological conditions.

Flora

The Cinege Valley is a fairly diverse, beautiful landscape, comprising several phytocoenoses of great value, situated along the banks of the creek and ponds, in the depressions of the valley and in the fields and woodlands among the ponds. These phytocoenoses can be arranged into larger categories in which the animals have been investigated.

List of study areas characterized by their prevailing phytocoenoses and their relation to human effects (some characteristic plant species are given as example); FHI: phytocoenosis free from human influence, NC: phytocoenosis proposed for natural conservation, MHD: phytocoenosis exposed to moderate human disturbance

I area: Large reeds and swamp. - *Lemno-Spirodeletum* FHI, *Myriophyllo-Potamogenetum* FHI, *Scirpo-Phragmitetum austro-orientale* NC, *Sparganietum erecti* FHI, *Sparganio-Glycerietum* FHI, *Caricetum acutiformis-ripariae* FHI. - *Lemna minor*, *Hydrocharis morsus-ranae*, *Myriophyllum spicatum*, *Iris pseudacorus*, *Thelypteris palustris*, *Sparganium erectum*, *Glyceria maxima*, *Carex riparia*, *Caltha palustris*, *Equisetum palustre*, *Calystegia sepium*, *Sium latifolium*.

II area: Steppe. – Arrhenatheretum elatioris MHD, Astragalo-Festucetum rupicolae FHI. – *Adonis vernalis*, *Pulsatilla grandis*, *Festuca rupicola*, *Chrysopogon gryllus*, *Euphorbia seguieriana*, *Stipa capillata*, *Astragalus austriacus*.

III area: Gallery forest with willow and poplar trees. – Salicetum albae-fragilis FHI, Fraxino-Ulmetum FHI. – *Rubus caesius*, *Dryopteris filix-mas*, *Dryopteris carthusiana*, *Myosotis sparsiflora*, *Myosoton aquaticum*.

IV area: Scrub forest. – Agrostio-Typhoideum FHI, Astragalo-Festucetum rupicolae FHI. – *Ficaria verna*, *Viola odorata*, *Physalis alkekengi*, *Humulus lupulus*, *Circae lutetiana*, *Festuca rupicola*, *Euphorbia seguieriana*, *Crataegus monogyna*.

V area: Meadow. – Cirsio cani-Festicetum pratensis FHI, Agrostetum stoloniferae FHI, Alopecuretum pratensis FHI, Deschampsietum caespitosae FHI. – *Colchicum autumnale*, *Cirsium canum*, *Arrhenatherum elatius*, *Alopecurus pratensis*, *Pastinaca sativa*, *Hypochoeris radicata*, *Lathyrus pratensis*, *Serratula tinctoria*, *Centaurea jacea*, *Deschampsia caespitosa*.

VI area: Deciduous forest. – Quercetum petraeae-cerris FHI. – *Pulmonaria mollissima*, *Pulmonaria obscura*, *Silene vulgaris*, *Geum urbanum*, *Stellaria holostea*, *Carex sylvatica*, *Ajuga reptans*, *Campanula trachelium*, *Aethusa cynapium*, *Brachypodium sylvaticum*.

Collectings

We collected samples from suitable places using mainly two different methods: 1) The majority of the animals was collected using pitfall traps. These were put at six different habitats as mentioned above. At all habitats, five pieces of 2 dl plastic glasses were placed in five meter distance from each other. The glasses were filled up with ethylene glycol. The traps were emptied monthly. If it was necessary, we used the isolation method of salting. The collected material was stored in 70% methanol until examination. 2) We collected samples of soil and leaf litter from which the animals were isolated using the Berlese method. Sometimes we used singling and sweeping techniques.

Results

During 1993-94 several collecting trips were organized to the area. As a result of our investigations, a list of species was compiled. To identify the species we used the following books: Gisin, 1960; Fjellberg, 1980; Dunger, 1994; Horvatovich, 1974; Jones, 1983; Locket & Millidge, 1986; Loksa, 1969, 1972, 1981; Roberts, 1985; Sauer & Wunderlich, 1985.

Collembola

Nearly 1500 specimens of 41 Collembola species were collected from the study areas. There were considerable differences between the sampled habitats regarding the number of families and species as well as the individual abundance. The differences were primarily the function of humidity and diversity of the habitats. The richest families were Entomobryidae and Isotomidae. Study area I proved to be

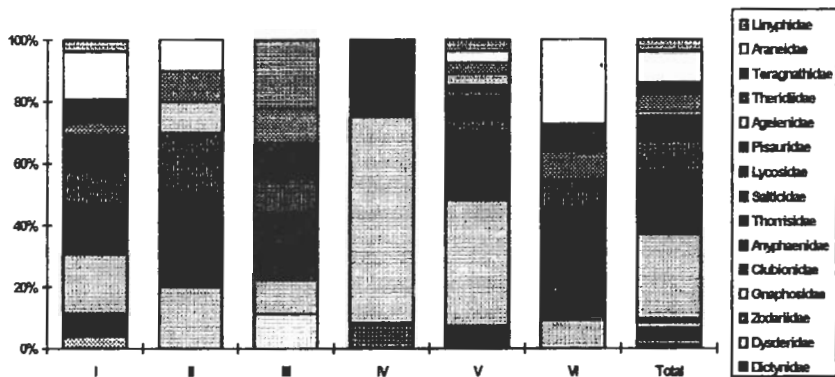


Fig. 1. Species composition of the Collembola families in different habitats

the most diverse one, for it consisted of more smaller habitats. The most abundant species were *Podura aquatica*, *Isotomurus palustris* and *Hypogastrura denticulata*.

Only seven species were found in area II (steppe). This area was dry during summer and only moderately wet during the rest part of the year. The most abundant species was *Isotoma notabilis* which prefers dry fields. We could collect only a few specimens of the remaining species.

In the areas III, V and VI the number of species was similar, but the composition of species differed strongly. The abundance of the common species was various according to the habitat.

Comparison of the species composition in different areas clearly shows that the similarity primarily depends on the humidity of the area. The largest similarities were seen between areas VI and V, VI and IV, I and III. The largest difference turned out to be between study areas II and III.

Araneae

For the spiders, study area IV was found to be the richest both in species and families. This habitat was an undisturbed grassy glade surrounded by dense hawthorn shrubbery. The highest species and individual abundance was represented by the Gnaphosidae compared with the remaining 12 families. Such outstanding participation of the Gnaphosidae was experienced also in the steppe (area II), where this family made up 67% of the total individual abundance, with a large number of rare thermophil and xerophil species, such as *Oxyptila nigrita*, *Micaria fulgens*, *Microlepis dives*, *Zelotes villicus*, *Z. pygmaeus*, *Z. petrensis*, *Z. electus*. These species were very abundant as well. However, in the steppe only three




Fig. 2. Species composition of the Araneac families in different habitats

more families were detected. Both the differences and similarities between areas II and IV can be explained with the origin of the scrub forest, which developed from a steppe-like habitat, through arising of the shrubbery. The middle part of study area IV hosts a lot of steppe-inhabiting species (see the high ratio of Gnaphosidae), on the other hand it provides new habitats, thus appearing various different families just like web-spinning families (Theridiidae, Araneidae, Linyphiidae, Dictynidae), for which the shrubs offer an important supporting system; or species of the genera *Agelena*, *Mangora*, *Xysticus*, which do not tolerate the hot and arid microclimate of the steppe.

As a habitat, the reeds (study area I) proved to be also rich, with high individual abundance, though none of the detected families occurred with outstanding species diversity, nevertheless the family composition was fairly diverse. Neither areas III (gallery forest) and V (meadow) nor area VI (deciduous forest) comprised very high species and individual abundances, but the trapped material differed considerably according to the habitat type: in study area III some hygrophil species occurred (*Trochosa ruricola*, *Diplostyla concolor*, *Zelotes pedestris*), while in area VI *Zilla didia*, *Araniella cucurbitina*, *Enoplognatha ovata* were found.

Studying the similarities of species composition, we can see that there are large differences among the different habitats. The low values of the Jaccard indices result from the low numbers of species in some areas and the presence of euryoec species.

Coleoptera

Regarding the composition of the beetle fauna, the reeds (area I) proved to be a significant habitat. Most of the beetle families turning up in the course of the examination were found there, most numerous one being the Carabidae. Further

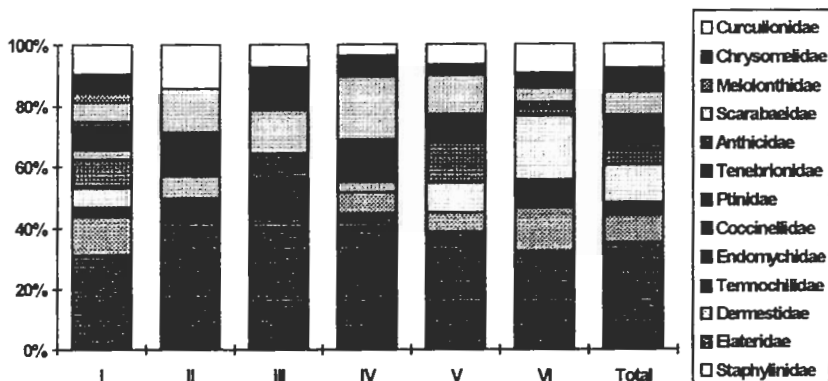


Fig. 3. Species composition of the Coleoptera families in different habitats

families with high individual abundance were the Silphidae, Catopidae and Dermestidae. Among the carabids *Calathus fuscipes* and *C. melanocephalus* were prevailing; both are euryoec and eurytop species. The high diversity values in the reeds were due to the marginal situation of this type of vegetation, thus straying specimens from different habitats could also occur in our traps.

Altogether six beetle families with 14 species were determined in the steppe (area II). 44% of the total number of the species found here belonged to the carabids. Relatively rich families were Tenebrionidae, Scarabaeidae and Curculionidae. The most abundant species of the Tenebrionidae was *Opatrum sabulosum*. The most frequent carabids were *Calathus fuscipes* and *Pseudoophonus rufipes*, further *Harpalus anxius*, which latter prefers dry and sunny habitats.

The less favourable microclimate of area II provides less ecological niches for the inhabitant species, thus the lower diversity value is not surprising.

The least families of beetles were found in study area III. 65% of the 14 species found here belonged to the carabids. The most abundant species were *Carabus nemoralis* and *Abax nemoralis*. Both of them prefer forest habitats, so they possibly migrated from the forest into this rather wet area. The diversity of area IV (scrub forest) was higher than areas II and III but not as high as those of areas I and VI. We found 29 species of 9 families here. The most abundant species were *Geotrupes vernalis*, *Calathus fuscipes* and *Carabus convexus*.

Study area V was similar to area VI but the number of species was a little bit higher here. In addition to Carabidae, families Staphylinidae, Elateridae and Scarabaeidae were also frequent (10-10%). The most abundant species was *Calathus fuscipes*.

In area VI (deciduous forest) we found only 9 families but the number of species was the highest (42) here. The rate of Carabidae decreased (33%) and the rates of Staphylinidae (21%) and Silphidae (14%) increased. It is interesting that the most abundant species of Scarabaeidae was *Geotrupes stercorosus* and not *G. vernalis*.

We collected a lot of specimens of *Carabus convexus*, *Abax parallelepipedus* and *Pterostichus oblongopunctatus*, too.

Largest similarities were found between the areas VI and V as well as areas V and IV. The largest difference was between areas VI and II.

Conclusions

The result of our investigation proved that the small but diverse mosaic-like habitats could preserve a lot of valuable species. We found some protected species as *Carabus convexus*, *C. coriaceus*, *C. germani*, *C. granulatus*, *C. nemoralis*, *C. schendreli*, *C. ullrichi*. Others (*Zelotes civicus*, *Zelotes hermanni*, *Abax parallelepipedus*, *Pterostichus oblongopunctatus*, *Micaria/Micariolepis dives*, *Oxyptila nigrita*) indicate the conditions and value of the area. The smaller microhabitats offer good circumstances for the different species. Here the diversity could be high. The most important environmental factors were the humidity and the vegetation of the area.

Acknowledgements. We are indebted to Gy. Szél for his assistance in the identifying beetles, to T. Simon and A. Gergely for information of vegetation. We thank also B. Szebényi and the Major of Siófok town for supporting our investigation.

REFERENCES

1. DUNGER, W. (1994): Palearctic Collembola. - Abhandl. Ber. Naturkundemuseums Görlitz, 68: 1-71.
2. FJELLBERG, A. (1980): Identification key to Norwegian Collembola. - Utgitt Norsk Entomol. Foren.: 1-150.
3. GESIN, H. (1960): Collembolenfauna Europas. - Mus. Hist. Nat. Genève: 1-312.
4. HORVATOVICH, S. (1974): Carabidae. - In: Fauna Hungariae VI, 4. Akadémiai Kiadó: 1-126.
5. JONES, D. (1983): Spiders of Britain and Northern Europe. - Middlesex, England: 1-320.
6. LOCKET, G. H. & MILLIDGE, A. F. (1986): British spiders 1, 2. - London.
7. LOKSA, I. (1969): Pókok I. - Araneae I. - In: Magyarország Állatvilága 18, 2: 1-133.
8. LOKSA, I. (1972): Pókok II. - Araneae II. - In: Magyarország Állatvilága 18, 3: 1-112.
9. LOKSA, I. (1981): Pókok - Araneidea. - In: Móczár, L.: Állathatórózó, 2: 515-568.
10. SAUER, F. & WUNDERLICH, J. (1985): Die schönsten Spinnen Europas. - Karsfeld.

Table 1. Similarities of species compositions of Collembola (cj: Jaccard Index; 27,: number of specimens)

Study area	I	II	III	IV	V	VI
I	27	5	14	6	12	10
II	cj = 0.172	7	1	4	3	5
III	cj = 0.500	cj = 0.047	15	5	9	8
IV	cj = 0.187	cj = 0.285	cj = 0.238	11	10	11
V	cj = 0.387	cj = 0.238	cj = 0.409	cj = 0.588	16	13
VI	cj = 0.294	cj = 0.263	cj = 0.333	cj = 0.647	cj = 0.650	17

Table 2. Similarities of species compositions of Araneae (cj: Jaccard Index; 26,: number of specimens)

Study area	I	II	III	IV	V	VI
I	26	2	3	0	4	2
II	cj = 0,057	11	1	1	6	2
III	cj = 0,094	cj = 0,053	9	1	3	2
IV	cj = 0	cj = 0,048	cj = 0,053	11	3	0
V	cj = 0,08	cj = 0,182	cj = 0,088	cj = 0,083	28	3
VI	cj = 0,057	cj = 0,100	cj = 0,111	cj = 0	cj = 0,083	11

Table 3. Similarities of species compositions of Coleoptera (cj: Jaccard Index; 32,: number of specimens)

Study area	I	II	III	IV	V	VI
I	32	7	4	11	12	7
II	cj = 0.179	14	1	8	5	4
III	cj = 0.095	cj = 0.037	14	7	5	8
IV	cj = 0.220	cj = 0.228	cj = 0.194	29	12	7
V	cj = 0.235	cj = 0.125	cj = 0.125	cj = 0.250	31	15
VI	cj = 0.102	cj = 0.075	cj = 0.163	cj = 0.107	cj = 0.254	43

Table 4. The Collembola species and number of specimens in the different habitats

Species	Study areas						Total
	I	II	III	IV	V	VI	
Poduridae	53	-	34	-	-	-	87
<i>Podura aquatica</i> Linné	53	-	34	-	-	-	87
Hypogastruridae	165	8	86	11	8	61	339
<i>Hypogastrura denticulata</i> (Bagnall)	131	-	68	-	-	-	199
<i>Hypogastrura luteospina</i> Stach	-	-	-	-	-	12	12
<i>Hypogastura vernalis</i> (Carl)	6	-	-	-	-	-	6
<i>Xenilla maritima</i> Tullberg	-	-	-	11	8	17	36
<i>Friesea mirabilis</i> (Tullberg)	12	-	18	-	-	-	30
<i>Anurida tullbergi</i> Schött	5	-	-	-	-	-	5
<i>Neanura conjuncta</i> (Stach)	11	8	-	-	-	32	51
Onychiuridae	-	3	-	-	7	-	10
<i>Tullbergia quadrispina</i> (Börner)	-	3	-	-	-	-	3
<i>Onychiurus campatus</i> Gisin	-	-	-	-	7	-	7
Isotomidae	104	23	31	33	39	66	296
<i>Folsomia nana</i> Gisin	18	-	6	-	13	23	60
<i>Folsomia candida</i> (Willem)	7	-	7	2	6	11	33
<i>Isotomiella minor</i> (Schäffer)	-	2	-	5	-	3	10
<i>Isotomina bipunctata</i> Axelson	4	-	-	-	-	-	4
<i>Proisotoma crassicauda</i> (Tullberg)	2	-	-	-	-	-	2
<i>Proisotoma minuta</i> (Tullberg)	18	-	3	14	17	22	74
<i>Isotoma notabilis</i> (Schäffer)	-	21	-	8	-	-	29
<i>Isotoma viridis</i> Bourlet	13	-	-	4	3	7	27
<i>Isotoma olivacea</i> Tullberg	-	-	4	-	-	-	4
<i>Isotomurus palustris</i> (Müller)	42	-	11	-	-	-	53
Tomoceridae	37	-	31	-	18	44	130
<i>Tomocerus vulgaris</i> (Tullberg)	37	-	31	-	11	27	106
<i>Tomocerus minor</i> (Lubbock)	-	-	-	-	7	17	24
Entomobryidae	164	8	2	9	34	27	262
<i>Entomobrya handschini</i> Stach	2	-	-	-	6	-	8
<i>Entomobrya lanuginosa</i> (Nicolet)	16	-	-	-	-	-	16
<i>Entomobrya marginata</i> (Tullberg)	31	4	-	-	2	-	37
<i>Entomobrya multifasciata</i> (Tullberg)	24	-	-	-	-	-	24
<i>Orchesella flavescens</i> (Bourlet)	18	-	3	-	4	-	25
<i>Orchesella cincta</i> (Nicolet)	-	-	-	-	3	-	3
<i>Pseudosinella wahlgreni</i> (Börner)	-	-	-	2	-	7	9
<i>Heteromurus nitidus</i> (Templeton)	7	-	-	-	-	-	7
<i>Lepidocyrtus lanuginosus</i> (Gmelin)	31	-	17	-	11	2	61
<i>Lepidocyrtus cyaneus</i> Tullberg	22	4	-	7	8	18	59
<i>Lepidocyrtus paradoxus</i> Uzel	13	-	-	-	-	-	13
Sminthuridae	82	15	39	8	28	93	265
<i>Sminthurides aquaticus</i> (Bourlet)	41	-	31	-	-	-	72
<i>Sminthurides pumilis</i> (Krausbayer)	3	-	2	-	-	-	5
<i>Sminthurides malmgreni</i> (Tullberg)	22	3	-	-	-	-	25
<i>Bourletiella insignis</i> (Reuter)	4	-	-	5	19	27	55
<i>Sminthurus lubbocki</i> Tullberg	-	-	2	1	3	32	38
<i>Dicyrtoma fusca</i> (Lucas)	-	-	4	2	6	11	23
<i>Dicyrtoma ornata</i> (Nicolet)	12	-	-	-	-	-	12
<i>Neelus minimus</i> Willem	-	12	-	-	-	23	35

Table 5. The Araneae species and number of specimens in the different habitats

Species	Study areas						Total
	I	II	III	IV	V	VI	
Atypidae					4		4
<i>Atypus piceus</i> Sulzer	-	-	-	-	4	-	
Amaurobiidae	3						3
<i>Titanoeca schineri</i> L.Koch	3	-	-	-	-	-	
Dictynidae	2				1		3
<i>Dictyna arundinacea</i> Linné	1	-	-	-	-	-	
<i>Dictyna latens</i> Fabricius	-	-	-	-	1	-	
<i>Dictyna uncinata</i> Thorell	1	-	-	-	-	-	
Dysderidae			1				1
<i>Harpactea rubicunda</i> C.L.Koch	-	-	1	-	-	-	
Zodariidae				3			3
<i>Zodarion germanicum</i> C.L.Koch	-	-	-	3	-	-	
Gnaphosidae	11	4	3	39	35	2	94
<i>Drassodes pubescens</i> Thorell	3	2	-	-	4	-	9
<i>Haplodrassus signifer</i> C.L.Koch	1	-	-	-	-	-	1
<i>Haplodrassus silvestris</i> Blackwall	-	-	-	-	1	-	1
<i>Zelotes apricorum</i> L.Koch	2	-	-	-	-	-	2
<i>Zelotes aurantiacus</i> Miller	-	-	-	-	6	-	6
<i>Zelotes civicus</i> Simon	-	-	-	3	-	-	3
<i>Zelotes electus</i> C.L.Koch	-	-	-	15	-	-	15
<i>Zelotes hermanni</i> Chyzer	-	-	-	-	5	-	5
<i>Zelotes latreillei</i> Simon	-	-	-	-	4	-	4
<i>Zelotes longipes</i> L.Koch	-	-	-	-	13	-	13
<i>Zelotes pedestris</i> C.L.Koch	4	2	3	-	5	2	16
<i>Zelotes petrensis</i> C.L.Koch	-	-	-	-	3	-	3
<i>Zelotes praeficus</i> L.Koch	-	-	-	5	1	-	6
<i>Zelotes pusillus</i> C.L.Koch	-	-	-	1	-	-	1
<i>Zelotes pygmaeus</i> Miller	-	-	-	-	1	-	1
<i>Zelotes subterraneus</i> C.L.Koch	-	-	-	-	1	-	1
<i>Zelotes villicus</i> Thorell	-	-	-	-	3	-	3
<i>Micaria fulgens</i> Walckenaer	-	-	-	1	1	-	2
<i>Micaria pulicaria</i> Sundevall	1	-	-	-	-	-	1
<i>Micaria romana</i> L.Koch	-	-	-	1	-	-	1
Clubionidae	2		3	2	1	1	9
<i>Clubiona</i> sp. juv.	2	-	-	-	1	-	3
<i>Agroeca brunnea</i> Blackwall	-	-	-	-	-	1	1
<i>Phrurolithus festivus</i> C.L.Koch	-	-	3	2	-	-	5
Anyphaenidae						1	1
<i>Anyphaena accentuata</i> Walckenaer	-	-	-	-	-	1	1
Thomisidae	12	4	3	5	5	3	32
<i>Hariaeus</i> sp. juv.	-	-	-	-	1	-	1
<i>Miumenops tricuspidatus</i> Fabricius	-	1	-	-	-	-	1
<i>Xysticus erraticus</i> Blackwall	-	-	-	-	1	-	1
<i>Xysticus kochi</i> Thorell	-	2	-	-	1	-	3
<i>Oxyptila nigrita</i> Thorell	-	-	-	2	1	-	3
<i>Oxyptila praticola</i> C.L.Koch	5	-	3	-	1	2	11
<i>Philodromus albidus</i> Kulczynski	-	-	-	-	-	1	1
<i>Thanatus formicinus</i> Clerck	-	1	-	3	-	-	4
<i>Tibellus maritimus</i> Menge	2	-	-	-	-	-	2
<i>Tibellus oblongus</i> Walckenaer	2	-	-	-	-	-	2
Salticidae	3	4	1		1	1	10

<i>Marpissa nivoyi</i> Lucas	1	-	-	-	-	-	1
<i>Ballus depressus</i> Walckenaer	-	-	-	-	-	1	1
<i>Euophrys erratica</i> Walck.	-	-	1	-	-	-	1
<i>Euophrys frontalis</i> Walck.	-	3	-	-	1	-	4
<i>Euophrys petrensis</i> C.L.Koch	1	-	-	-	-	-	1
<i>Evarcha arcuata</i> Clerck	-	1	-	-	-	-	1
<i>Myrmarachne formicaria</i> De Geer	1	-	-	-	-	-	1
Lycosidae	13		1		22		36
<i>Pardosa lugubris</i> Walckenaer	11	-	-	-	20	-	31
<i>Trochosa ruricola</i> De Geer	-	-	1	-	-	-	1
<i>Pirata piraticus</i> Clerck	1	-	-	-	-	-	1
<i>Tricca lutetiana</i> Simon	-	2	-	-	-	-	2
<i>Aulona albimana</i> Walckenaer	1	-	-	-	-	-	1
Pisauridae					1		1
<i>Pisaura mirabilis</i> Clerck	-	-	-	-	1	-	1
Agelenidae		1			3		4
<i>Agelena glaciens</i> C.L.Koch	-	1	-	-	3	-	4
Theridiidae	1	4	1		1	2	9
<i>Episinus angulatus</i> Blackwall	1	-	-	-	-	-	1
<i>Euryopis flavomaculata</i> C.L.Koch	-	-	1	-	1	-	2
<i>Steatoda phalerata</i> Panzer	-	4	-	-	-	-	4
<i>Enophlognatha ovata</i> Clerck	-	-	-	-	-	2	2
Tetragnathidae	2					1	3
<i>Tetragnatha montana</i> Simon	1	-	-	-	-	-	1
<i>Tetragnatha pinicola</i> L.Koch	1	-	-	-	-	-	1
<i>Meta menzei</i> Blackwall	-	-	-	-	-	1	1
Araneidae	8	1			4	7	20
<i>Araneus marmoreus</i> Clerck	1	-	-	-	-	-	1
<i>Araniella cucurbitina</i> Clerck	-	-	-	-	-	1	1
<i>Hyposinga heri</i> Hahn	1	-	-	-	-	-	1
<i>Singa hamata</i> Oliver	4	-	-	-	-	-	4
<i>Singa nitidula</i> C.L.Koch	2	-	-	-	-	-	2
<i>Zilla diodia</i> Walckenaer	-	-	-	-	-	4	4
<i>Mangora acalypha</i> Walck.	-	1	-	-	4	2	7
Linyphiidae	1		2		3		6
<i>Walckenaeria melanocephala</i> O.P.-Camb.	-	-	1	-	-	-	1
<i>Diplostyla concolor</i> Wider	1	-	1	-	-	-	2
<i>Linyphia triangularis</i> Clerck	-	-	-	-	3	-	3

Table 6. The Coleoptera species and number of specimens in the different habitats

Species	Study area						Total
	I	II	III	IV	V	VI	
Carabidae	92	27	16	76	133	135	479
<i>Carabus convexus</i> Fabricius	-	-	1	21	8	36	66
<i>Carabus coriaceus</i> Linné	1	-	-	-	3	-	4
<i>Carabus germani</i> Sturm	5	-	-	-	-	-	5
<i>Carabus granulatus</i> Linné	2	-	1	-	-	-	3
<i>Carabus nemoralis</i> Müller	-	-	4	1	-	9	14
<i>Carabus scheidleri</i> Fabricius	1	-	-	1	2	-	4
<i>Carabus ullrichi</i> Germar	-	-	-	-	1	-	1
<i>Leistus rufomarginatus</i> Duftschmid	4	-	-	-	-	2	6
<i>Notiophilus rufipes</i> Curtis	-	-	-	-	-	1	1
<i>Trechus quadristriatus</i> Schrank	-	-	-	-	-	1	1
<i>Ophonus nitidulus</i> Stephens	-	-	1	-	-	1	2
<i>Pseudoophonus rufipes</i> De Geer	1	8	-	-	6	1	16
<i>Harpalus anxius</i> Duftschmid	-	5	-	12	-	-	17
<i>Harpalus atratus</i> Latroille	-	1	-	-	1	5	7
<i>Harpalus distinguendus</i> Duftschmid	-	1	-	-	-	-	1
<i>Harpalus rubripes</i> Duftschmid	-	-	-	3	-	-	3
<i>Harpalus serripes</i> Quensel	-	-	-	3	-	-	3
<i>Harpalus tardus</i> Panzer	-	-	1	1	8	7	17
<i>Pterostichus melas</i> Creutzer	-	-	-	3	3	-	6
<i>Pterostichus oblongopunctatus</i> Fabricius	-	-	-	-	-	21	21
<i>Pterostichus vulgaris</i> Linné	5	-	-	1	-	-	6
<i>Abax parallelepipedus</i> Piller et Mit.	-	-	3	-	1	35	39
<i>Abax parallelus</i> Duftschmid	-	-	1	-	6	1-	17
<i>Calathus ambiguus</i> Paykull	-	-	-	1	-	-	1
<i>Calathus fuscipes</i> Goeze	36	11	-	27	93	-	167
<i>Calathus melanocephalus</i> Linné	36	-	-	1	-	-	37
<i>Laemostenus terricola</i> Herbst	-	-	-	-	1	1	2
<i>Platyderes rufus</i> Duftschmid	-	-	-	-	-	5	5
<i>Amara aenea</i> (De Geer)	-	1	-	1	-	-	2
<i>Amara anthobia</i> A. Villa et J.B. Villa	-	-	2	-	-	-	2
<i>Amara familiaris</i> (Duftschmid)	-	-	2	-	-	-	2
<i>Oodes helopioides</i> (Fabricius)	1	-	-	-	-	-	1
Silphidae	30	-	-	2	10	52	94
<i>Necrophorus fossor</i> Erichson	-	-	-	1	-	4	5
<i>Necrophorus vespilloides</i> (Herbst)	-	-	-	-	-	15	15
<i>Necrophorus vespillo</i> (Linné)	4	-	-	-	-	2	6
<i>Oeceptoma thoracicum</i> Linné	-	-	-	-	-	6	6
<i>Silpha carinata</i> Herbst	24	-	-	1	9	23	57
<i>Silpha obscura</i> Linné	1	-	-	-	1	-	2
<i>Silpha tristis</i> Illiger	1	-	-	-	-	-	1
<i>Phosphuga atrata</i> (Linné)	-	-	-	-	-	2	2
Catopidae	27	3	-	-	-	21	51
<i>Choleva oblonga</i> Latreille	-	-	-	-	-	2	2
<i>Sciodrepoides watsoni</i> (Spence)	27	3	-	-	-	17	47
<i>Nargus velox</i> (Spence)	-	-	-	-	-	1	1
<i>Ptomaphagus varicornis</i> Rosenhauer	-	-	-	-	-	1	1
Staphylinidae	5	-	-	-	29	62	96
<i>Ontholestes haroldi</i> (Epph.)	-	-	-	-	-	6	6
<i>Staphylinus caesareus</i> Cederh.	1	-	-	-	6	2	9
<i>Ocypus olens</i> (Müll.)	-	-	-	-	22	-	22

<i>Ocybus biharicus</i> Müller	-	-	-	-	1	1	2
<i>Ocybus pedator</i> Gravenhorst	-	-	-	-	-	1	1
<i>Philonthus decorus</i> Gravenhorst	-	-	-	-	-	45	45
<i>Philonthus intermedius</i> (Lacordaire)	-	-	-	-	-	3	3
<i>Abemus chloropterus</i> (Panczer)	-	-	-	-	-	1	1
<i>Platydracus fulvipes</i> (Scopoli)	-	-	-	-	-	1	1
<i>Tachinus rufipennis</i> Gyllenhal	-	-	-	-	-	2	2
<i>Drusilla canaliculata</i> (Fabricius)	4	-	-	-	-	-	4
Elateridae	3	-	-	-	4	1	8
<i>Lacon/Agrypnus murinus</i> (Linné)	1	-	-	-	1	-	2
<i>Athous niger</i> (Linné)	1	-	-	-	-	-	1
<i>Melanotus niger/ punctolineatus</i> (Pellrin)	1	-	-	-	1	-	2
<i>Pseudathous hirtus</i> (Herbot)	-	-	-	-	1	-	1
<i>Agriotes ustulatus</i> (Schaller)	-	-	-	-	1	1	2
Dermeestidae	30	3	-	35	-	-	68
<i>Dermestes lanarius</i> Illig	30	3	-	35	-	-	68
Temnochilidae	-	-	-	-	1	-	1
<i>Thymalus limbatus</i> Fabricius	-	-	-	-	1	-	1
Endomychidae	-	-	-	2	1	-	3
<i>Dapsa denticollis</i> Grm.	-	-	-	2	1	-	3
Coccinellidae	-	-	-	1	1	-	2
<i>Anisosticta novemdecimpunctata</i> (Linné)	-	-	-	-	1	-	1
<i>Coccinella septempunctata</i> (Linné)	-	-	-	1	-	-	1
Ptinidae	-	-	-	-	-	3	3
<i>Ptinus calcaratus</i>	-	-	-	-	-	3	3
Tenebrionidae	8	3-	-	28	-	-	66
<i>Opatrum sabulosum</i> (Linné)	-	27	-	27	-	-	54
<i>Crypticus quisquilius</i> (Linné)	7	3	-	1	-	-	11
<i>Alphitophagus bifasciatus</i> Schwarc	1	-	-	-	-	-	1
Anthicidae	4	-	-	-	-	-	4
<i>Formicomus pedestris</i> Rossi	4	-	-	-	-	-	4
Scarabaeidae	2	2	2	91	69	131	297
<i>Geotrupes stercorosus</i> (Scriba)	-	-	1	2	1	126	130
<i>Geotrupes vernalis</i> Linné	-	-	-	79	64	5	148
<i>Aphodius lividus</i> Ol.	-	1	-	-	-	-	1
<i>Onthophagus coenobita</i> Herbst	1	-	-	1	-	-	2
<i>Onthophagus ovatus</i> (Linné)	1	1	1	7	1	-	11
<i>Onthophagus vacca</i> (Linné)	-	-	-	1	-	-	1
<i>Onthophagus verticicornis</i> Laich	-	-	-	1	3	-	4
Melolonthidae	4	-	-	-	-	-	4
<i>Valgus hemipterus</i> (Linné)	4	-	-	-	-	-	4
Chrysomelidae	2	-	2	3	1	11	19
<i>Lema melanopa</i> Linné	1	-	-	-	1	-	2
<i>Crysochus asclepiadeus</i> Pall.	-	-	-	-	-	4	4
<i>Hydrotassa marginella</i> Linné	-	-	-	-	-	7	7
<i>Crepidodera ferruginea</i> (Scopoli)	1	-	1	2	-	-	4
<i>Crysomela cuprina</i> (Duftschman)	-	-	-	1	-	-	1
<i>Aphthona euphorbiae</i> Schrank	-	-	1	-	-	-	1
Curculionidae	15	4	1	2	5	9	36
<i>Otiorthynchus raucus</i> Fabricius	1	2	1	2	4	3	13
<i>Otiorthynchus rugosostriatus</i> Goeze	2	-	-	-	-	-	2
<i>Brachysomus setiger</i> Boh.	12	-	-	-	-	-	12
<i>Polydrusus coruscus</i> Germ.	-	-	-	-	-	1	1
<i>Trachyploesus parallelus</i> Seidl.	-	-	-	-	1	4	5
<i>Trachyploesus spinimanus</i> Germ.	-	2	-	-	-	-	2