

# The Scientific Results of the Hungarian Soil Zoological Expedition to the Brazzaville-Congo\*

## 42. Species of *Zyras* Stephens and Related Genera (Coleoptera)

By

H. R. L A S T\*\*

The following species of *Zyras* STEPHENS and related genera were contained in a collection of specimens sent to me for identification by Dr. Z. KASZAB of The Hungarian Natural History Museum, Budapest. The collection was the result of a scientific expedition to the Brazzaville-Congo made by Dr. J. BALOGH, Dr. S. ENDRÓDY-YOUNGA and Dr. A. ZICSI from 16th October 1963 to 21st January 1964. Fifty-two species of *Zyras* were represented, of which eleven are considered to be new and are described herewith. Four closely allied genera were also represented of which one species is new and the description of this will be included in a review of the genus *Periergopus* by the Rev. C. E. TOTTENHAM to be published shortly. The material totalled 720 specimens. Types and paratypes of new species are deposited in the collection of the Hungarian Natural History Museum, Budapest, some paratypes are in my own collection. I am indebted to Mr. ERNEST LEWIS for the beautiful drawing of *Z. (Solus) absurdus* n. sp.

### *Zyras (Trachydonia) actuosus* n. sp.

This species can be compared with *Z. (Trachydonia) puncticauda* BERNH., it differs by having the antennae longer, with segments not so transverse, by the narrower pronotum which does not have lateral depressions and by the longer and more parallel-sided elytra; the puncturation of the elytra is very similar.

\* Leader of the expedition: Prof. Dr. J. BALOGH; other participants: Dr. S. ENDRÓDY-YOUNGA and Dr. A. ZICSI.

\*\* Horace R. LAST F.R.E.S., Banstead, Surrey, England.

Head black, pronotum and elytra and segments five to seven of abdomen reddish-brown, antennae paler at base, legs and third and fourth segments of the abdomen also yellowish. Head transverse (5 : 2), shining, without microsculpture, sparingly punctured except on vertex, broadly depressed in the male; eyes very large and convex, leaving only very small temples visible from above; fourth segment of antennae as broad as long, segments five to ten transverse, last segment a little longer than the two penultimate together.

Pronotum transverse (2.5 : 1.75), finely, and sparingly punctured and with fine short pubescence; broadest at anterior third, rather convex, more so along anterior margin, laterally converging to the posterior margin, minutely sinuate before posterior corners which are distinct.

Elytra a little broader than long (2.75 : 2.5), finely, evenly, but not densely punctured, with short yellow decumbent setae, distinctly sinuate at postero-external corners.

Abdomen moderately shining, with only a few minute punctures more noticeably on the sixth tergite. Legs with very fine setae. Length 2.5 mm.

Type: Plato Bateke, Mbe 14. 1. 1964, Paratype: same data, 1 ex.; (ENDRÓDY-YOUNGA) Lefinie reservation, 8. 1. 1964, 3 ex.; (BALOGH & ZICSI) Oban, 5. 1. 1964, 2 ex.; (ENDRÓDY-YOUNGA) Brazzaville, Orstom park 3. 1. 1964, 1 ex.; same locality, 26. 12. 1963, 1 ex.

### **Zyras (*Trachydonia*) *hostis* n. sp.**

This species bears some resemblance to both *Z. (Trachydonia) perinsignis* and *Z. (Trachydonia) levasseuri*. From the former it differs by its smaller size, lighter colour, more transverse pronotum, shorter and more parallel-sided elytra, the strongly punctured abdomen, the finely asperately punctured pronotum and elytra, and the very fine microsculpture which is an evident character of *titulus*. From this species it differs by the finer puncturation of the head and the finely asperate puncturation of the pronotum and elytra.

Reddish-yellow, antennae a little darker. Head transverse (2.5 : 1.5) rather strongly and densely punctured, eyes not convex, their longitudinal diameter about equal to the length of the temples which slightly protrude; antennae with segments four to ten strongly transverse, last segment equal to the two penultimate together.

Pronotum transverse (3.75 : 2), very densely, finely, and asperately punctured, evenly laterally rounded, broadest in the middle, posterior corners distinct with very short yellow setae.

Elytra transverse (3.5 : 2.5) very finely, and densely asperately punctured, parallel-sided, weakly sinuate at posterior corners.

Abdomen densely punctured, each tergite from the third having stronger and coarser puncturation. Legs finely setose. Length 3.5 mm.

Type unique: Brazzaville, Orstom park, 31. 12. 1963 (BALOGH & ZICSI).

### **Zyras (Trachydonia) domitus** n. sp.

The pronotum and general appearance similar to *Z. (Trachydonia) titulus* LAST, it differs by having a shorter antennae, with the fourth segment transverse, it also has conspicuously long setae on the elytra and abdomen and short erect black bristles from the pronotum. In this respect, it is rather like *Z. (Blepharonia) bangae* CAM. but the bristles are much shorter.

Head, tergites five to eight brown-black, suture also broadly black, otherwise yellow. Head transverse (3.5 : 1.25), shining, sparingly punctured, with setae pointing towards vertex; eyes very large and convex, temples very short; antennae with segments four to ten transverse, last segment shorter than the two penultimate together.

Pronotum transverse (3.5 : 2.5), shining, sparingly, shallowly and finely punctured, with fine yellow pubescence interspersed with short, erect, black bristles, these are longer along lateral margins. Broadest at anterior third, broadly sinuate to the posterior corners which are sharp and distinct.

Elytra transverse (4.5 : 3.5), finely, and moderately densely punctured, but interstices larger than diameter of punctures, with rather long yellow pubescence, weakly sinuate at posterior corners.

Abdomen shining, sparingly punctured, punctures on apical edge of each tergite each bearing a long bristle; narrowing to the apex. Legs long, finely setose. Length 4 mm.

Type unique: Lefinie reservation, Mbeokala forest, 8. 1. 1964 (ENDRÓDY-YOUNGA).

### **Zyras (Grammodonia) orstomensis** n. sp.

This species is similar to *Z. (Grammodonia) bonus* LAST i.l., but differs in having the elytra more densely punctured and the lateral margins of the pronotum straight for the posterior two thirds; the antennae are also longer. From *Z. (Grammodonia) blandus* LAST i.l. it differs in having larger eyes, longer antennae, more transverse pronotum and denser puncturation of the elytra.

Reddish-brown, head much darker. Head transverse, twice as broad as long, shining, sparingly punctured, with short setae pointing towards vertex, where it is broadly and deeply depressed; eyes large, convex, their longitudinal diameter four times the length of the temples; antennae with all segments longer than broad, segments four to ten considerably shorter than first three, segments not compressed but a little narrower at the base, last segment a little shorter than two penultimate together; finely pubescent, with apical setae.

Pronotum transverse (5.3.5), shining, evenly, but not densely punctured, laterally broadly depressed, and straight for posterior three quarters, a deep transverse depression opposite scutellum, there is a deep puncture at either side of this depression, and two more on either side of median line; with very short pubescence.

Elytra transverse (5.5 : 4.5), broader at posterior margin (6.5 : 4.5), rather densely and asperately punctured, broadly shallowly depressed towards lateral margins, sinuate at posterior corners, and declivous towards sutural margin.

Abdomen shining; tergites three to five, with shallow "double" punctures, seventh and eighth tergites finely granular, narrowing towards apex. Legs long, pubescent. Length 6.5 mm.

Type ♂ unique: Brazzaville, Orstom park, 26. 12. 1963 (ENDRÓDY-YOUNGA), light.

**Zyras (Grammodonia) obanensis** n. sp.

This species differs from *Z. (Grammodonia) sectator* LAST i. l., by having larger eyes and shorter temples, it greatly resembles this species with the rather sparse puncturation of the elytra. It also is similar to *Z. (Grammodonia) marlieri* LAST, and differs only in the sparser puncturation of the elytra.

Head black-brown, otherwise reddish-brown, abdomen a little darker. Head twice as broad as long, shallowly depressed in the male, evenly and sparingly punctured, eyes large convex, their longitudinal diameter four times the length of the temples; antennae with second and third segments of equal length, a little shorter than the first, fourth segment as long as broad, but following five to ten transverse, last segment equal to the two penultimate together; segments compressed and narrower at base, finely setose.

Pronotum transverse (3.5 : 2.5), shining, finely and sparingly punctured, a little denser in the male; anterior corners rounded, posterior corners more distinct, laterally straight for posterior two thirds, shallowly depressed at posterior corners, a transverse depression opposite scutellum.

Elytra a little transverse (3.5 : 3), shining, parallel-sided, evenly but not densely punctured, a little denser in the male, punctures larger than those of the pronotum; sinuate at postero-external corners. Abdomen shining, without microsculpture, with a few small setae bearing punctures. Third tergite in male forming a small upturned blunt tooth in middle of apical edge. Legs with short pubescence. Length 5 mm.

Type ♂: Lefinie reservation, Oban 5. 1. 1964 (ENDRÓDY-YOUNGA), light. Paratype ♀: same data.

**Zyras (Camonia) batekensis** n. sp.

(Fig. 1)

This species can be compared with *Z. (Camonia) dubiosus* BERNH. as the puncturation of the elytra is very similar, the head and pronotum are broader, the head is more shining, more densely punctured, it does not have the small circular protuberance between the base of the antennae in the male. The temples are dilated to the outer circumference of the eyes, in *dubiosus* they are not dilated at all; segments four to ten of the antennae are a little more transverse; the robust development of the third tergite in the male and the emargination of the eighth tergite differ extremely. The insect is darker. Base of antennae, legs, lateral prongs of third tergite in the male, sutural border and lateral margins of pronotum, red or reddish-yellow, otherwise brownish-black.

Head transverse (5.2 : 7.5), shining, with fine reticulation, evenly but not very densely punctured; eyes convex, their longitudinal diameter half as long

again as the temples which are dilated to the outer circumference of the eyes; antennae with segments four to ten transverse, each contracted to its base, last segment equal to the two penultimate together, each segment with apical setae.

Pronotum transverse (5.25 : 4), finely, but strongly reticulate, finely but not densely punctured, but with two strong punctures just below the middle and each side of a faint median line, which is stronger in the male; all corners rounded, laterally weakly sinuate at posterior third.

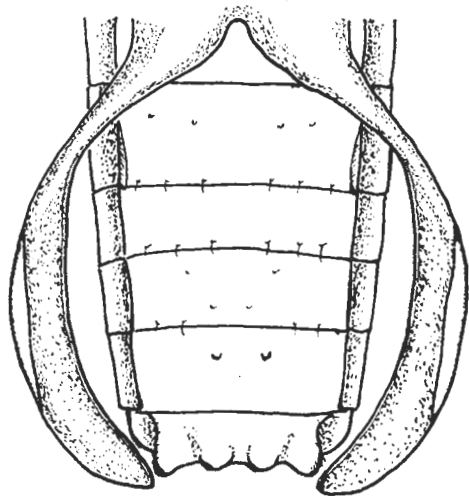


Fig. 1 *Zyras (Camonia) batekensis* n. sp. Male tergites

Elytra transverse (6 : 5), broader at posterior margin, finely and strongly reticulate, finely and moderately densely punctured, with very short pubescence. Abdomen shining, impunctate except for a few punctures on apical margins of tergites, glabrous except for a few very short setae from paratergites. In the male the usual lateral prongs from the third tergite are developed into two large spatulae, spreading laterally beyond the abdomen and extending to beyond the apex (Fig. 1). I have never seen such a robust development in any other African *Zyras* which I have so far examined; the sixth and seventh tergites each have two small callosities and the apex of the eighth tergite is much thickened and deeply arcuate. The abdomen in the female is simple. Legs finely setose. Length 8 mm.

Type ♂: Plato Bateke, Mbe, 14. 1. 1964 (ENDRÓDY-YOUNGA); paratype: same data, from plant debris collected in car radiator.

### *Zyras (Glossacantha) lefiniensis* n. sp.

In stature this species resembles *obscurus* F., *praevalidus* LAST, *spiniger* ER., and *dispar* BOH., but from them all it differs in not having segments four to ten of the antennae so transverse and in having the pronotum narrower and

more parallel-sided, and the distinct lateral sinuation. The elytra has in certain "lights", a discernable microsculpture which is a character of the *Camonia* but the structure of the antennae, with the very small second segment and the strong puncturation of the abdomen, and the shining appearance, has indicated that it would be better placed in the *Glossacantha* subgenus. As more *Zyras* material is examined the subgeneric differences given by BERNHAUER (Arch. Naturg. 1926 (1928), Abt. A, 92, p. 19-22) are shown to have many exceptions and to become of less value.

Red, except head which is black. Head twice as broad as long, very shining, finely but not densely punctured, with very fine reticulation; eyes moderately transverse, their longitudinal diameter three times the length of the temples; antennae robust, segments four to ten moderately transverse, not narrowed at the base, last segment nearly as long as the penultimate three together, finely setose.

Pronotum slightly transverse (4.5 : 4), shining, sparingly and irregularly punctured, with indistinct microsculpture; broadest just below posterior corners, laterally distinctly sinuate just below middle, all corners distinct. The shape of the pronotum similar to that of *Z. (Camonia) parvicornis* BERNH., Elytra transverse (5.5 : 5), broader at posterior margin, evenly and moderately densely punctured, interstices with longitudinal alutaceous microsculpture with about six very short black setae laterally. Abdomen shining, moderately densely punctured, without microsculpture. Legs with short setae and bristles, especially so on intermediate tibiae.

Length 7.5 mm.

Type unique ♀ : Lefnie reservation, 13. I. 1964 (BALOGH & ZICSI), soil trap.

### ***Zyras (Anophthalmodonia) benignus* n. sp.**

(Fig. 2)

This species is smaller than *callosus* LAST. The head and pronotum are more shining and much less densely punctured, the eyes are larger and more convex, the puncturation of the elytra is also finer.

Reddish-brown, head darker, abdomen lighter. Head transverse twice as broad as long, shining, without microsculpture, very sparingly punctured, impunctate on disc; eyes large, convex, their longitudinal diameter four times the length of the temples where there are a few porrect setae; antennae with segments four to ten transverse, last segment a little longer than the two penultimate together, all segments narrower at base, finely setose, and with longer apical bristles.

Pronotum transverse (5.75 : 4.5), shining, without microsculpture, with two irregular rows of large punctures which become more irregular towards the anterior margin and extend into a deep depression opposite the scutellum, there are also lateral depressions where there are more irregular punctures. The punctures bear fine setae, laterally there are several curled bristles; broadest at anterior quarter, narrower at posterior margin (Fig. 2).

Elytra slightly transverse (5.5 : 5), without microsculpture, rather strongly but not densely punctured, with short setae.

Abdomen shining, without microsculpture, except for very faint indications

on the sixth and seventh tergites, very finely, sparingly and shallowly punctured, seventh tergite with two lateral furrows which are much broadened at apex; paratergites with short setae. Legs strongly setose. Length 9 mm.

Type unique: Lefinie reservation, 13. I. 1964 (BALOGH & ZICSI), soil trap.

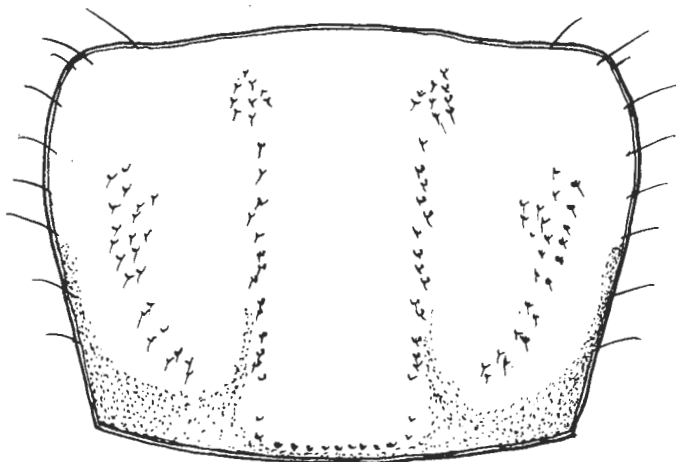


Fig. 2. *Zyras (Anophthalmodonia) benignus* n. sp. Pronotum

### ***Zyras (Trigonodonia) gabonensis* n. sp.**

As this species has the temples dilated it must be put into the *Trigonodonia* subgenus although in most other respects it is very similar to *Z. (Glossacantha) repercussus* LAST. It differs from this species by the slightly smaller size, the lateral sinuation of the pronotum, by having only a very weak lateral depression, and the much stronger punctures on the elytra. From *Z. (Trigonodonia) luimbalensis* BERNH., it differs in not having the fine reticulate microsculpture of the elytra, and is therefore more shining.

Head and tergites five to seven reddish-yellow. Head transverse, twice as broad as long, shining, very sparingly and finely punctured, rather flat, with temples protruding beyond the outer circumference of the eyes; their longitudinal diameter a little longer than the length of the temples, a depression between the base of the antennae; which are shining, having very fine pubescence, segments four to ten transverse, last segment a little longer than the two penultimate together.

Pronotum transverse (4.5 : 3.5), shining, without microsculpture, sparingly and very finely punctured, more regularly along posterior margin, each puncture with a short curled black bristle, broadest just below humeral corners; laterally sinuate at posterior third, anterior margin arcuate in the centre, all corners rounded.

Elytra transverse (5 : 4), broader at posterior margins, shining, without microsculpture, very sparingly punctured, each puncture with a short erect bristle, weakly sinuate at posterior corners.

Abdomen shining, very sparingly and finely punctured, with fine reticulation, third tergite of the male with rather slender lateral prongs. Legs with very short setae, tibiae compressed. Length 6 mm.

Type: Mount Fouari reservation, Near Gabon, 12. 12. 1963 (ENDRÓDY-YOUNGA); lamplight; paratypes (3 ex.): same data, also Londima Sagro, 11. 12. 1963 (1 ex.), also Mont Fouari reservation, Gabon, 13. 12. 1963 (8. ex.).

### **Zyras (Solus) dogmatis** n. sp.

The granular puncturation of the elytra of this species is similar to that of *Z. (Creodonia) diabolicus* BERNH., it is not so dense but coarser, it differs in having the microsculpture of the head and pronotum much finer and much duller, and in this respect, it is rather like *Z. (Solus) bandukiensis* LAST.

Black or reddish black, immature specimens reddish-yellow. Head transverse (3.5 : 1.5), dull, covered with minute punctures which could be mistaken for shagrination; eyes convex, covering almost the whole side of the head, leaving very small temples, antennae slightly compressed, each segment narrower at the base, and becoming broader to the tenth; second segment shorter than the first and third, segments eight to ten transverse, last segment only slightly longer than the penultimate and strongly compressed at the apex. Finely setose and with longer outstanding bristles.

Pronotum nearly twice as long as broad, dull, finely and densely shagreened; laterally broadly depressed where there are a number of rounded tubercles; broadest at middle, straight for posterior third: posterior corners sharp right-angles, anterior corners rounded.

Elytra transverse (4 : 3) at shoulders, broader at posterior margins, with very coarse granular puncturation; with shagreened microsculpture and with short yellow setae from apex of each granule, suture distinctly bordered. Scutellum with fine reticulation.

Abdomen shining, sparingly and irregularly punctured; at the base of tergites three to six there appears to be a narrow plate which is distinctly reticulate, there are a few apical tubercles, and many more but finer, on the eighth tergite; in the male this tergite is arcuate and strongly pectinate. Legs setose, tibiae compressed. Length 5.5 mm.

Type ♀: Sibiti, Irho rain forest, 1. 12. 1963 (BALOGH & ZICSI); paratypes (4 ex.): same data. Paratypes also from Kindamba, Meya, Bangu forest, 12. 11. 1963 (BALOGH & ZICSI) (1 ex.), Kindamba, Louolo River, 10. 11. 1963 (2 ex.), Sibiti, Irho rain forest, 23. 11. 1963 (1 ex.), same locality, 29. 11. 1963 (1 ex.), same locality, 1. 12. 1963 (2 ex.), same locality, 2. 12. 1963 (1 ex.).

### **Zyras (Solus) absurdus** n. sp.

(Fig. 3)

This species is rather smaller than *Z. dogmatis* n. sp. it has the head and pronotum dull as in this species, but the pronotum is a different shape, being laterally angled at anterior third, the elytra are strongly and coarsely granulate, they are relatively broader at the shoulders than the posterior margin of



the pronotum. A curious and distinctive character are the sternites, which extend laterally beyond the paratergites and are densely granular. The antennae are not so robust. Antennae, legs, mouth parts and front of head, reddish-yellow, elytra black, otherwise brownish-yellow.

Head transverse (3.5 : 1.5), very finely and densely shagreened, dull, with short yellow setae curling towards the vertex; eyes convex; their longitudinal diameter equal to the length of the temples; antennae with all segments longer

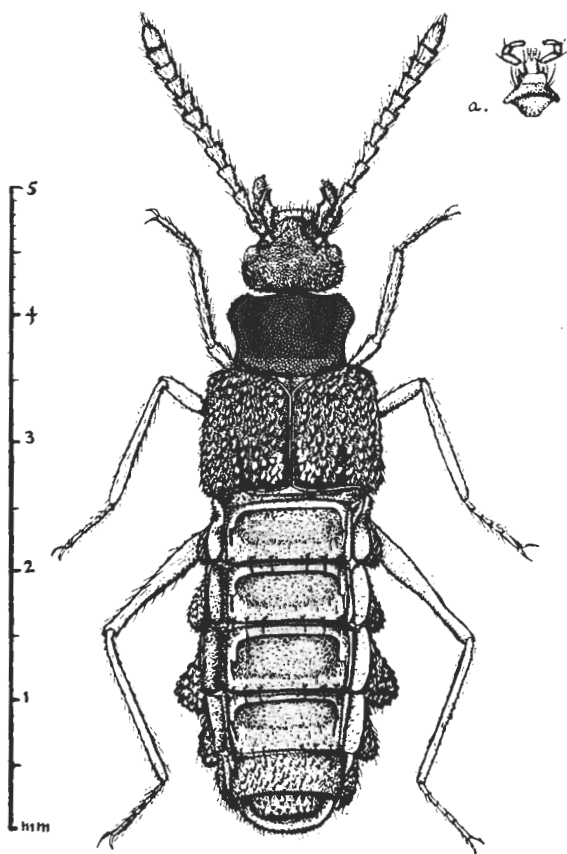


Fig. 3. *Zyrras (Solus) absurdus* n. sp. Habitus, and a: Labium

than broad, except the two penultimate, which are as broad as long, last segment a little longer than the penultimate, all segments narrowed at the base and finely setose. Pronotum transverse (3.75 : 2.25), very finely and densely shagreened, sparingly pubescent; laterally angled at anterior third, then broadly, weakly sinuate to the sharp posterior corners.

Elytra transverse (5 : 3.5) coarsely granular and shining, reticulate between granules, parallel-sided, shoulders prominent, raised, and very shining along suture for posterior quarter.

Abdomen indistinctly and very sparingly punctured, eighth tergite finely

granular; sternites laterally extending beyond the paratergites, and are densely granular, the granules imbricate and this covers all the sternites. Legs with short pubescence. Length 5 mm.

Type unique: Lefinie reservation, Mbeokala forest, 10. 1. 1964 (ENDRŐDY-YOUNGA).

Both of these species could perhaps form another *Zyras* subgenus but for the time being it is perhaps advisable to place them in subgenus *Solus*.

*Z. (Antronia) wittei*. CAMERON, 1950, Explor. Parc. Nat. Albert, 59: 71. — Lefinie reservation, Oban, 5. 1. 1964 (ENDRŐDY-YOUNGA), lamplight on savannah (5 ex.); Kindamba, Meya, settlement, 3. 11. 1963 (ENDRŐDY-YOUNGA), lamplight (1 ex.).

*Z. (Antronia) compressus*. LAST, 1960, Proc. Roy. Ent. Soc., 29: 138. — Lefinie reservation, Oban, 5. 1. 1964 (ENDRŐDY-YOUNGA), lamplight on savannah (1 ♂).

*Z. (Solus) crassus* Last, 1962, Parc. Nat. Garamba (Mis. H. DE SAEGER), 31(a): 96. — Kindamba, Meya, Bangu Forest, 12. 11. 1963 (BALOGH & ZICSI), soil trap (1 ex.); Sibiti, Irho rain forest, 1. 12. 1963 (BALOGH & ZICSI), soil trap (4 ex.).

*Z. (Trigonodonia) triangularis*. BERNHAUER, 1926, Arch. Naturg., A7. 24. — Lefinie reservation, Oban, 5. 1. 1964 (ENDRŐDY-YOUNGA), lamplight (5 ex.).

*Z. (Anophthalmodonia) inexploratus*. LAST. — Sibiti, Irho rain forest, 1. 12. 1963 (BALOGH & ZICSI) soil trap (2 ex.).

*Z. (Anophthalmodonia) russatus*. LAST, 1960, Bull. Inst. roy. Sc. nat. Belg., 36 (n° 46): 8. — Kindamba, Meya, Lokolo River, 10. 11. 1963 (BALOGH & ZICSI), soil trap (1 ♂).

*Z. (Acrothoraconia) reichenspergeri*. CAMERON, 1939, Ent. mo. Mag. 75: 37. — Kindamba, Meya, Bangu Forest, 31. 10. 1963 (ENDRŐDY-YOUNGA), sifted litter of multilayer forest (1 ex.); Kindamba, Meya, Louolo River, 10. 11. 1963 (ENDRŐDY-YOUNGA), bg lamplight (14 ex.); Kindamba, Meya, Lonolo River, 10. 11. 1963. (BALOGH & ZICSI), soil traps (6 ex.); Kindamba, Meya, Bangu Forest, 12. 11. 1963 (BALOGH & ZICSI) soil traps (8 ex.); Kindamba, Meya, Louolo River, 12. 11. 1963 (ENDRŐDY-YOUNGA), singled on riverside from moulding trunk (2 ex.); Sibiti, IRHO rain forest, 1. 12. 1963 (BALOGH & ZICSI), soil traps (1 ex.), same data (4 ex.); Sibiti, brook near Zanzi, 3. 12. 1963 (BALOGH & ZICSI), soil trap (1 ex.).

*Z. (Blepharonia) bangae*. CAMERON, 1926, Ann. Bull. Soc. Ent. Belg., 66-90. — Kindamba, Meya, settlement, 3. 11. 1963 (ENDRŐDY-YOUNGA), lamplight (1 ex.), same locality, 5. 11. 1963 (2 ex.), 6. 11. 1963 (1 ex.); Kindamba, Meya, Louolo River, 12. 11. 1963 (ENDRŐDY-YOUNGA), galery forest (2 ex.); Londima, Sagro, 6. 12. 1963 (ENDRŐDY-YOUNGA), lamplight (3 ex.), same locality, 7. 12. 1963 (2 ex.), also 12. 7. 1963, light trap (11 ex.), 9. 12. 1963 (5 ex.), 10. 12. 1963 (1 ex.); Mount Fouari reservation, 12. 12. 1963 (2 ex.), also 13. 12. 1963 (1 ex.); Brazzaville, Orstom Park, 27. 12. 1963 (BALOGH & ZICSI), beaten from sedgy vegetation (3 ex.), same locality (ENDRŐDY-YOUNGA), light trap (1 ex.), 26. 12. 1963 (2 ex.), same locality 29. 12. 1963 (2 ex.), 30. 12. 1963 (1 ex.), 3. 1. 1964 (3 ex.); Lefinie reservation, Oban, 5. 1. 1964 (ENDRŐDY-YOUNGA), lamplight on savannah (103 ex.), same locality, 6. 1. 1964 (1 ex.), same locality, 7/8. 1. 1964 (4 ex.); Lefinie reservation, Mbeokala forest, 8. 1. 1964 (ENDRŐDY-YOUNGA), lamplight (2 ex.), same

locality, 13. 1. 1964, sifted from alcoholly fermenting giant tree (8 ex.), 13. 1. 1964 (2 ex.); Plato Bateke, Mbe, 14. 1. 1964, collected material of car radiator, plant debris (6 ex.). Total of 157 specimens.

*Z. (Parophthalmonia) arrowi*. BERNHAUER 1936, Nov. Zool., 29; 265. — Loudima, Sagro, 6. 12. 1963 (BALOGH & ZICSI) (1 ex.).

*Z. (Parophthalmonia) punctiventris*. BERNHAUER 1915, Ann. Hist.-nat. Mus. Hung., 13 : 172. — Kindamba, Meya, settlement, 6. 11. 1963 (ENDRÓDY-YOUNGA), lamplight (1 ex.); Loudima, Sagro, 10. 12. 1963 (ENDRÓDY-YOUNGA), lamplight (1 ex.).

*Z. (Parophthalmonia) misellus*. LAST, 1958, Tranv. Roy. Ent. Soc. Lond., 110 pt. 12 : 349. — Kindamba, Meya settlement, 3. 11. 1963 (ENDRÓDY-YOUNGA), lamplight (1 ex.), same locality, 7. 11. 1963 (3 ex.), same locality, 10. 11. 1963 (1 ex.); Loudima, Sagro, 6. 12. 1963 (1 ex.); Brazzaville, Ormston park 25. 12. 1963, light trap (1 ex.).

*Z. (Parophthalmonia) sulcicollis*. FAUVEL 1903, Ark. Zool., 1 : 243. — Sibiti, Soso river, 1. 12. 1963 (BALOGH & ZICSI) soil traps on riverside forest (3 ex.); Sibiti, Irho rain forest, 1. 12. 1963 (BALOGH & ZICSI), soil trap (4 ex.), one of these is a very small specimen.

*Z. (Parophthalmonia) confusorius*. LAST 1958, Trans. Roy. Ent. Soc. Lond., 110 pt. 12 : 340. — Kindamba, Meya settlement, 5. 11. 1963 (ENDRÓDY-YOUNGA), lamplight (1 ex.).

*Z. (Parophthalmonia) kristenseni*. BERNHAUER, 1915, Ann. Hist.-nat. Mus. Hung., 13 : 173. — Kindamba, Meya, settlement, 9. 11. 1963 (ENDRÓDY-YOUNGA), lamplight (1 ex.), Loudima, Sagro, 11. 12. 1963 (ENDRÓDY-YOUNGA) (1 ex.), same data, 6. 12. 1963 (1 ex.).

*Z. (Camonia) dentatus*. BERNHAUER, 1936, Ann. Mag. Nat. Hist., 18 : 330. — Kindamba, Meya settlement, 6. 11. 1963 (ENDRÓDY-YOUNGA), lamplight (2 ex.), same locality, 7. 11. 1963 (BALOGH & ZICSI) (1 ex.); Kindamba, Meya, Louolo river, 12. 11. 1963, lamplight (1 ex.); Kindamba, Meya settlement (ENDRÓDY-YOUNGA) 13. 11. 1963, lamplight (1 ex.); Plato Bateke, Mbe 14. 1. 1964 (ENDRÓDY-YOUNGA), plant debris from car radiator (11 ex.); Lefinie reservation, 8. 1. 1964 (BALOGH & ZICSI) (1 ex.), same locality, 13. 1. 1964 (ENDRÓDY-YOUNGA), lamplight (1 ex.).

*Z. (Camonia) maculipennis*. BERNHAUER, 1926 (1928), Arch. Naturg. Abt. A, 92 : 27, 33. — Loudima, Sagro, 11. 12. 1963 (ENDRÓDY-YOUNGA), lamplight (1 ex.).

*Z. (Camonia) uheeanus*. BERNHAUER, 1926 (1928), Arch. Naturg. Abt. A, 92 : 32, 33. — Kindamba, Meya settlement, 6. 11. 1963 (ENDRÓDY-YOUNGA) (1 ex.).

*Z. (Camonia) opticus*. CAMERON, 1947, Att. Mus. Civ. Stor. Nat. Trieste, 16, p. 55. — Kindamba, Meya, Louolo river, 5. 11. 1963 (ENDRÓDY-YOUNGA) (1 ex.), beaten from shrubs of multilayer gallery forest.

*Z. (Acanthocnemedonia) congoensis*. BERNHAUER, 1915, Dtsch. Zent. Afr. Exped., — 366. Bouenya waterfall, 30. 11. 1963 (ENDRÓDY-YOUNGA), sifted from debris (1 ex.).

*Z. (Acanthocnemedonia) manowensis*. BERNHAUER, 1930, Wien. ent. Zeit., 47. : 147 (Parophthalmonia). — Kindamba, Meya settlement, 7. 11. 1963 (BALOGH & ZICSI) lamplight (1 ex.).

*Z. (Acanthocnemedonia) mirus*. LAST, i.l. — Kindamba, Meya, settlement, 8. 11. 1963 (ENDRÓDY-YOUNGA) (2 ex.); Sibiti, Irho, 25. 11. 1963 (BALOGH &

ZICSI), lamplight (1 ex.); Mont Fouari reservation, 13. 12. 1963, same collectors (1 ex.); Loudima, Sagro, 6. 12. 1963 (ENDRÓDY-YOUNGA) (2 ex.), same locality, 10. 12. 1963, same locality, 11. 12. 1963 (1 ex.); Brazzaville, Orstom Park, 25. 12. 1963 (1 ex.).

*Z. (Acanthocnemedonia) miricauda*. BERNHAUER, 1936, Nov. Zool., 29 : 265. — Kindamba, Meya settlement, 13. 11. 1963 (ENDRÓDY-YOUNGA), lamplight (1 ex.); Loudima, Sagro, 7. 12. 1963, same collectors (1 ex.), same locality, 9. 12. 1963 (1 ex.), same locality, 6. 12. 1963 (1 ex.).

*Z. (Acanthocnemedonia) kafakumbanus*. BERNHAUER, 1935, Rev. Zool. Bot. Afr., 27 : 104 (Parophthalmonia. ) — Loudima, Sagro, 6. 12. 1963 (ENDRÓDY-YOUNGA), lamplight (2 ex.).

*Z. (Acanthocnemedonia) motoensis*. LAST, i.l. — Brazzaville, Orstom park, 20. 12. 1963 (ENDRÓDY-YOUNGA), light-trap (1 ex.).

*Z. (Grammodonia) bilineatus*. BERNHAUER, 1930, Wien, Ent. Zeit., 47 : 146. — Kindamba, Meya settlement, 3. 11. 1963 (ENDRÓDY-YOUNGA) (1 ex.), same locality, 6. 11. 1963 (1 ex.), 7. 11. 1963 (2 ex.), 9. 11. 1963 (1 ex.); Louolo river, 12. 11. 1963 (4 ex.); Loudima, Sagro, 7. 12. 1963 (1 ex.), same locality, 9. 12. 1963 (2 ex.); Brazzaville, Orstom park, 28. 12. 1963 (3 ex.), same locality, 2. 1. 1964 (3 ex.), 3. 1. 1964 (1 ex.); Lefinie reservation, Oban, 5. 1. 1964 (3 ex.), same locality, 6. 1. 1964 (3 ex.), 13. 1. 1964 (1 ex.).

*Z. (Grammodonia) serotinus*. LAST, 1966, Bull. de l'I.F.A.N., 28. (ser. A, n° 2) : 834. — Lefinie reservation, Oban, 5. 1. 1964 (ENDRÓDY-YOUNGA), lamplight on savannah (7. ex.).

*Z. (Grammodonia) rutshuruensis*. CAMERON, 1950, Inst. Nat. Cong. Belg., 5 : 74. — Brazzaville, Orstom park, 20. 11. 1963 (ENDRÓDY-YOUNGA), light-trap (1 ex.), same locality, 29. 12. 1963 (1 ex.), same locality, 30. 12. 1963 (1 ex.), same locality, 31. 12. 1963 (2 ex.).

*Z. (Grammodonia) geminus*. LAST, i.l. — Kindamba, Meya settlement, 6. 11. 1963 (ENDRÓDY-YOUNGA) (2 ex.); Lefinie reservation, Oban, 5. 1. 1964 (26 ex.).

*Z. (Grammodonia) marlieri*. LAST, i. l. — Loudima, Sagro, 9. 12. 1963 (ENDRÓDY-YOUNGA), light trap (1 ex.).

*Z. (Grammodonia) nitidipennis*. BERNHAUER, 1926 (1928), Arch. Naturg., 92 : 57. — Brazzaville, Orstom park, 19. 12. 1963 (ENDRÓDY-YOUNGA) (1 ex.), same locality, 20. 12. 1963 (1 ex.), 22. 12. 1963 (2 ex.), 24. 12. 1963 (7 ex.), 25. 12. 1963 (3 ex.), 26. 12. 1963 (2 ex.), 28. 12. 1963 (2 ex.), 29. 12. 1963 (1 ex.), 30. 12. 1963 (2 ex.), 3. 1. 1964 (1 ex.), 21. 12. 1963 (1 ex.).

*Z. (Trachydonia) densatus*. BERNHAUER, 1930, Wien. Ent. Zeit., 47 : 143. — Sibiti, Irho, 25. 11. 1963 (1 ex.), same locality, 26. 11. 1963 (3 ex.); Bouenza waterfall, 30. 11. 1963 (1 ex.), Lefinie reservation, Oban, 5. 1. 1964 (23 ex.), same locality, 9. 1. 1964 (1 ex.), Lefinie reservation, Mbeokala forest, 13. 1. 1964 (BALOGH & ZICSI) (1 ex.), rotting fruit; Lefinie reservation, 13. 1. 1964 (1 ex.); Plato Batele, Mbe, 14. 1. 1964 (ENDRÓDY-YOUNGA) (1 ex.).

*Z. (Trachydonia) propinquus*. BERNHAUER, 1926 (1928), Arch. Naturg. Abt. A, 92 : 43. — Lefinie reservation, Oban, 5. 1. 1964 (ENDRÓDY-YOUNGA) (5 ex.), light.

*Z. (Trachydonia) puncticauda*. BERNHAUER, 1930, Wien. Ent. Zeit., 47 : 142. — Lefinie reservation, Oban, 5. 1. 1964 (ENDRÓDY-YOUNGA) (18 ex.), light.

*Z. (Trachydonia) thomasseti*. BERNHAUER, 1926 (1928), Arch. Naturg. Abt. A, 92 : 45. — Brazzaville, Orstom park, 31. 12. 1963 (ENDRÓDY-YOUNGA) (1 ex.).

*Z. (Trachydonia) klimai*. BERNHAUER, 1927, Mem. Soc. Ent. Ital., 6 : 190. — Kindamba, Meya settlement, 13. 11. 1963 (ENDRÖDY-YOUNGA) (1 ex.); Lefinie reservation, Oban, 5. 1. 1964 (6 ex.), 9. 1. 1964, carrion trap (4 ex.), 13. 1. 1964 (BALOGH & ZICSI), soil traps (9 ex.).

*Z. (Trachydonia) granulosa*. BERNHAUER, 1954, Rev. Zool. Bot. Afr., 37 : 303. — Lefinie reservation, Oban, 5. 1. 1964 (ENDRÖDY-YOUNGA), lamplight on savannah (36 ex.).

*Z. (Trachydonia) titulus*. LAST, i.l. — Kindamba, Meya settlement, 6. 11. 1963 (ENDRÖDY-YOUNGA) (1 ex.), 13. 11. 1963 (2 ex.); Loudima, Sagro, 4. 12. 1963 (1 ex.), 7. 12. 1963 (12 ex.), 6. 12. 1963 (10 ex.), 10. 12. 1963 (2 ex.), 9. 12. 1963 (2 ex.), 12. 12. 1963 (1 ex.); Lefinie reservation, Mbeokala forest, 13. 1. 1964 (BALOGH & ZICSI), rotting fruit (1 ex.).

*Z. (Trachydonia) levasseuri*. LAST, 1966, Bull. de l'I.F.A.N., 28 (ser. A. n° 2): 836. — Kindamba, Meya settlement, 3. 11. 1963 (ENDRÖDY-YOUNGA) (4 ex.); Bangu forest, 4. 11. 1963 (1 ex.), Kindamba, Meya settlement 5. 11. 1963 (1 ex.), 6. 11. 1963 (1 ex.), 7. 11. 1963 (1 ex.), 8. 11. 1963 (1 ex.); Louolo river, 12. 11. 1963 (4 ex.); Bouenza waterfall, 30. 11. 1963 (1 ex.); Mont Fouari reservation, 12. 12. 1963 (5 ex.); Lefinie reservation, Oban, 6. 1. 1964, lamplight (82 ex.); Lefinie reservation, 6. 1. 1964 (BALOGH & ZICSI) (4 ex.), 7. 1. 1964 (ENDRÖDY-YOUNGA) (5 ex.); Mbeokala forest, 8. 1. 1964 (3 ex.); Lefinie reservation, Mbeokala forest, 10. 1. 1964 (BALOGH & ZICSI) (1 ex.); Lefinie reservation, 10. 1. 1964 (ENDRÖDY-YOUNGA) (4 ex.), 10. 1. 1964 (BALOGH & ZICSI) (1 ex.), 13. 1. 1964 (6 ex.).

*Z. (Trachydonia) subasperatus*. BERNHAUER, 1927, Mem. Soc. Ent. Ital., 5 : 192. — Sibiti, Soso river, 1. 12. 1963 (BALOGH & ZICSI), soil traps (26 ex.); Sibiti, Irho, oilpalm plantation, 2. 12. 1963 (1 ex.); Kindamba, Meya, Louolo river, 10. 11. 1963 (BALOGH & ZICSI) (9 ex.).

*Z. (Pachydonia) mahagianus*. CAMERON, 1937, Bull. Ann. Soc. Ent. Belg., 77 : 270. — Sibiti, Soso river, 1. 12. 1963 (BALOGH & ZICSI), soil trap (1 ex.); Sibiti, Irho rain forest, 1. 12. 1963, same collectors (1 ex.).

*Z. (Trigonodonia) bifoveolatus*. BERNHAUER, 1930, Wien, Ent. Zeit., 47 : 130. — Kindamba, Meya settlement, 7. 11. 1963 (ENDRÖDY-YOUNGA) (1 ex.).

*Acanthonia gigantia*. WASMAN, 1915, Ent. Mitteil., 5 : 197. — Lefinie reservation, Oban, 5. 1. 1964 (ENDRÖDY-YOUNGA), lamplight on savannah (1 ex.).

*Myrmechusa grandis*. BERNHAUER, 1938, Rev. Zool. Bot. Arf., 31 : 323. — Lefinie reservation, 12. 1. 1964 (ENDRÖDY-YOUNGA), lamplight on verandah (1 ex.).

*Periergopus latior* TOTTENHAM, i.l. — This species is shortly to be published in a review of the genus by the Rev. C. E. TOTTENHAM.

*Terrecorronia reidi*. LAST, 1961, Mem. L Inst. Franc. D Afr. Noire, No. 62 : 221. — Brazzaville, Orstom Park, 2. 1. 1964 (ENDRÖDY-YOUNGA), light-trap (1 ex.).

## ZUSAMMENFASSUNG

### Die Arten der Gattung *Zyras* Stephens und einiger verwandten Genera

Der Verfasser zählt die von der ungarischen bodenzoologischen Expedition in Brazzaville-Kongo gesammelten Arten der Gattung *Zyras* und der verwandten Gattungen auf. Er beschreibt 10 neue Arten: *Zyras (Trachydonia) hostis*, *Z. (T.) domitus*, *Z. (Grammodonia) orstomensis*, *Z. (G.) obanensis*, *Z. (Camonia) batekensis*, *Z. (Glossacantha) lefiniensis*, *Z. (Anophthalmodonia) benignus*, *Z. (Trigonodonia) gabonensis*, *Z. (Solus) dogmatis* und *Z. (S.) absurdus* n. spp.